

C450HD and C448HD IP Phones for Microsoft Teams

Version 1.7.9



Microsoft Partner

Gold Communications



Table of Contents

1	Introduction.....	7
1.1	Overview	7
1.1.1	About the C450HD IP Phone.....	7
1.1.2	About the C448HD IP Phone.....	7
1.2	Specifications	8
2	Version 1.7.9.....	11
2.1	What's New in Version 1.7.9.....	11
2.2	Resolved Limitations in Version 1.7.9.....	12
2.2.1	Teams Application.....	12
2.2.2	Device.....	12
2.3	Known Limitations in Version 1.7.9.....	13
2.3.1	Teams Application.....	13
2.3.2	Device.....	14
3	Previous Releases	15
3.1	Version 1.5.203	15
3.1.1	What's New in Version 1.5.203.....	15
3.2	Resolved Limitations in Version 1.5.203.....	22
3.2.1	Teams Application.....	22
3.2.2	Device.....	23
3.3	Version 1.4.208	24
3.3.1	What's New in Version 1.4.208.....	24
3.3.2	Resolved Limitations in Version 1.4.208	29
3.3.2.1	Teams Application.....	29
3.3.2.2	Device.....	29
3.4	Version 1.3.51	30
3.4.1	What's New in Version 1.3.51.....	30
3.4.2	Resolved Limitations in Version 1.3.51	31
3.4.2.1	Teams Application.....	31
3.4.2.2	Device.....	31
3.5	Version 1.3.40	31
3.5.1	What's New in Version 1.3.40.....	31
3.5.2	Resolved Limitations in Version 1.3.40	36
3.5.2.1	Teams Application.....	36
3.5.2.2	Device.....	37
3.6	Version 1.2.196	38
3.6.1	What's New in Version 1.2.196.....	38
3.6.2	Resolved Limitations in Version 1.2.196	42
3.6.2.1	Teams Application.....	42
3.6.2.2	Device.....	42
3.7	Version 1.1.96	43
3.7.1	What's New in Version 1.1.96.....	43
3.7.2	Resolved Limitations in Version 1.1.96	43
3.7.2.1	Teams Application.....	43
3.7.2.2	Device.....	43
3.8	Version 1.1.92	44
3.8.1	What's New in Version 1.1.92.....	44
3.8.2	Resolved Limitations in Version 1.1.92	44
3.8.2.1	Teams Application.....	44
3.8.2.2	Device.....	45

3.9	Version 1.1.77	46
3.9.1	What's New in Version 1.1.77.....	46
3.9.2	Resolved Limitations in Version 1.1.77	48
3.9.2.1	Teams Application.....	48
3.9.2.2	Device.....	48
3.9.3	Known Limitations in Version 1.1.77	49
3.9.3.1	Teams Application.....	49
3.9.3.2	Device.....	49
3.10	Version 1.0.69	50
3.10.1	What's New in Version 1.0.69.....	50
3.10.2	Known Teams Application Limitations in Version 1.0.69.....	50
3.10.3	Resolved Device Limitations in Version 1.0.69.....	52
3.10.4	Known Device Limitations in Version 1.0.69.....	52
3.11	Version 0.314	52
3.11.1	What's New in 0.314.....	52
3.11.2	Known Limitations in Version 0.314	54
3.11.2.1	Teams Application Limitations	54
3.11.2.2	Device Limitations	54
3.11.3	Resolved Limitations in Version 0.314	54
3.11.3.1	Teams Application Limitations	54
3.11.3.2	Device Limitations	56
3.12	Version 0.225	57
3.12.1	What's New in 0.225.....	57
3.12.2	Known Limitations in Version 0.225	57
3.12.2.1	Teams Application Limitations	57
3.12.2.2	Device Limitations	58

List of Tables

Table 1-1: C450HD and C448HD IP Phones for Microsoft Teams Software Specifications	8
Table 2-1: Resolved Teams Application Limitations in Version 1.7.9.....	12
Table 2-2: Resolved Device Limitations in Version 1.7.9.....	12
Table 2-3: Known Teams Application Limitations in Version 1.7.9	13
Table 2-4: Known Device Limitations in Version 1.7.9	14
Table 3-1: Resolved Teams Application Limitations in Version 1.5.203.....	22
Table 3-2: Resolved Device Limitations in Version 1.5.203.....	23
Table 3-3: Resolved Teams Application Limitations in Version 1.4.208.....	29
Table 3-4: Resolved Device Limitations in Version 1.4.208.....	29
Table 3-5: Resolved Teams Application Limitations in Version 1.3.51.....	31
Table 3-6: Resolved Device Limitations in Version 1.3.51.....	31
Table 3-7: Resolved Teams Application Limitations in Version 1.3.40.....	36
Table 3-8: Resolved Device Limitations in Version 1.3.40.....	37
Table 3-9: Resolved Teams Application Limitations in Version 1.2.196.....	42
Table 3-10: Resolved Device Limitations in Version 1.2.196.....	42
Table 3-11: Resolved Teams Application Limitations in Version 1.1.96.....	43
Table 3-12: Resolved Device Limitations in Version 1.1.96.....	43
Table 3-13: Resolved Teams Application Limitations in Version 1.1.92.....	44
Table 3-14: Resolved Device Limitations in Version 1.1.92.....	45
Table 3-15: Resolved Teams Application Limitations in Version 1.1.77.....	48
Table 3-16: Resolved Device Limitations in Version 1.1.77.....	48
Table 3-17: Known Teams Application Limitations in Version 1.1.77.....	49
Table 3-18: Known Device Limitations in Version 1.1.77.....	50
Table 3-19: Known Teams Application Limitations in Version 1.0.69.....	51
Table 3-20: Resolved Device Limitations in Version 1.0.69.....	52
Table 3-21: Known Device Limitations in Version 1.0.69.....	52
Table 3-22: Known Teams Application Limitations in Version 0.314.....	54
Table 3-23: Known Device Limitations in Version 0.314	54
Table 3-24: Resolved Teams Application Limitations in Version 0.314.....	54
Table 3-25: Resolved Limitations in Version 0.314	56
Table 3-26: Known Teams Application Limitations in Version 0.225.....	57
Table 3-27: Known Device Limitations in Version 0.225	58

Notice

Information contained in this document is believed to be accurate and reliable at the time of printing. However, due to ongoing product improvements and revisions, AudioCodes cannot guarantee accuracy of printed material after the Date Published nor can it accept responsibility for errors or omissions. Updates to this document can be downloaded from <https://www.audiocodes.com/library/technical-documents>.

This document is subject to change without notice.
Date Published: Oct-28-2020

WEEE EU Directive

Pursuant to the WEEE EU Directive, electronic and electrical waste must not be disposed of with unsorted waste. Please contact your local recycling authority for disposal of this product.

Customer Support

Customer technical support and services are provided by AudioCodes or by an authorized AudioCodes Service Partner. For more information on how to buy technical support for AudioCodes products and for contact information, please visit our website at <https://www.audiocodes.com/services-support/maintenance-and-support>.

Stay in the Loop with AudioCodes



Abbreviations and Conventions

Each abbreviation, unless widely used, is spelled out in full when first used.

Related Documentation

Document Name
C450HD IP Phone for Microsoft Teams Quick Guide
C448HD IP Phone for Microsoft Teams Quick Guide
C448HD and C450HD IP Phone for Microsoft Teams User's and Administrator's Manual
https://docs.microsoft.com/en-us/MicrosoftTeams/phones-for-teams

Documentation Feedback

AudioCodes continually strives to produce high quality documentation. If you have any comments (suggestions or errors) regarding this document, please fill out the Documentation Feedback form on our website at <https://online.audiocodes.com/documentation-feedback>.

1 Introduction

This document describes the new features and known constraints of AudioCodes' C448HD and C450HD IP Phones for Microsoft Teams. The phone's firmware version is 1.7.9 and the Microsoft Teams application version is **2020091801**.

1.1 Overview

The AudioCodes C450HD and C448HD IP phones are native Microsoft Teams high-end executive business phones with a large color touch screen and full UC integration for the Native Microsoft Teams Online market.

The phones can be managed by the Microsoft Teams & Skype for Business Admin Center. For more information, see <https://docs.microsoft.com/en-us/MicrosoftTeams/phones-for-teams>.

1.1.1 About the C450HD IP Phone

The C450HD IP phone is a high-end, native Microsoft Teams executive IP phone with a large, color 5" touch screen, integrated bluetooth and Wi-Fi, and optional connectivity to a color touch screen expansion module.

Feature highlights:

- Full duplex speakerphone and headset connectivity
- Graphical 5" color capacitive touch screen (1280 X 720 resolution)
- Multi-lingual support
- Dual GbE support
- PoE or external power supply
- 2xUSB headset support
- Optional integrated Bluetooth and Wi-Fi (contact your local AudioCodes representative for more information about regional availability of Wi-Fi / Bluetooth)
- Expansion module support

The C450HD phone also features the option to be used as a Microsoft Skype for Business IP phone, offered as part of AudioCodes' Managed IP Phones solution which defines the IP phone as an IT-managed entity and delivers unique and complete lifecycle management of end-user desktop devices. A single-click switchover between native Microsoft Teams and Skype for Business is supported.

1.1.2 About the C448HD IP Phone

The C448HD phone is a native Microsoft Teams entry level/common area phone with a large, color 5" touch screen. Recommended for hot desking.

Feature highlights:

- Full duplex speakerphone and headset connectivity
- Graphical 5" color touch screen (1280 X 720)
- Multi-lingual support
- Dual GbE support
- PoE or external power supply
- 1xUSB headset support

The C448HD phone currently does not support the option to be used as a Microsoft Skype for Business phone as it's for native Microsoft Teams only.

1.2 Specifications

The table below summarizes the software specifications of the C450HD and C448HD IP Phones for Microsoft Teams.

Table 1-1: C450HD and C448HD IP Phones for Microsoft Teams Software Specifications

Feature	Details
Media Processing	<ul style="list-style-type: none"> Voice Coders: G.711, G.729, G.722, SILK Opus Acoustic Echo Cancellation: G.168-2004 compliant, 64-msec tail length Adaptive Jitter Buffer Voice Activity Detection Comfort Noise Generation Packet Lost Concealment RTP/RTCP Packetization (RFC 3550, RFC 3551), SRTP (RFC 3711)
Microsoft Teams phones feature set	<ul style="list-style-type: none"> For a summarized list of features, see https://docs.microsoft.com/en-us/MicrosoftTeams/phones-for-teams. In addition, the phones feature the following: <ul style="list-style-type: none"> ✓ Sign-in with Modern Authentication, IP phone policies (including sign-in as Common Area Phone (CAP)), lock/unlock phone, unlock with smart PIN, 802.1x Authentication, SSH access, HTTPS Proxy Server, LLDP/CDP ✓ Incoming/outgoing P2P calls, PSTN calls, Regional Tone Settings, in-call controls via phone screen (mute, hold/resume, transfer, transfer to contacts, call park, call merge, end call, auto dismiss rate my call and call ended screens, Group Call Pickup), auto-dialing to call an extension, distinctive ringtone per call type, People app, add/remove 'Favorites', Delegates, E911, Visual Voicemail ✓ Calendar and Presence (meeting details; Exchange calendar; contact pictures; Corporate Directory access), Meetings (one-click join; join Skype for Business meetings; meeting call controls [mute/unmute, hold/resume, hang up, add/remove participant, raise hand, live captions]) ✓ Language Localization; Virtual Keyboard: QWERTY Numeric, Global Network Banner, Dark Theme ✓ Wi-Fi (C450HD only), Bluetooth (C450HD only), Better Together over Bluetooth incl. pairing with the Teams PC client and lock/unlock synchronization, VLANs ✓ AudioCodes Device Manager (OVOC plugin), AudioCodes Redirect Server ✓ Dumpstate option, Remote Logging (Syslog) / Device Diagnostics Logs, Android Debug Bridge (ADB) command-line tool
Configuration / Management	<ul style="list-style-type: none"> Microsoft Teams & Skype for Business Admin Center (Provisioning and Logging) AudioCodes Device Manager
Debugging Tools	<ul style="list-style-type: none"> Log upload to Microsoft server (certification for 3rd party Skype for Business clients) Remote logging via Syslog

Feature	Details
	<ul style="list-style-type: none"> ▪ Diagnostic Data ▪ SSH Access ▪ Capturing the phone screen ▪ TCPdump ▪ Company Portal (Intune) logs ▪ Audio Debug recording logs ▪ Media logs (*.blog)
Localization Support	<ul style="list-style-type: none"> ▪ Multi-lingual support; the language pack list is not yet final and is subject to modification.
C450HD Hardware	<ul style="list-style-type: none"> ▪ Five-inch color capacitive touch screen, 1280 x 720 resolution, with an intuitive user interface. ▪ Wired connectivity: <ul style="list-style-type: none"> ✓ Two RJ-45 [Gigabit Ethernet (GbE)] (10/100/1000BaseT Ethernet) ports for WAN and LAN ✓ RJ-9 port (jack) for headset ✓ RJ-9 port (jack) for handset ✓ 2 x USB ports for headset support USB white port— host port USB black port – device port (default) but it can be configured to host port (see the <i>C448HD and C450HD Teams Phone UM-AM</i> for more information) ✓ RJ-11 interface ▪ Wireless connectivity: <ul style="list-style-type: none"> ✓ Single band 2.4GHz, 802.11b/g/n Wi-Fi support ✓ Wi-Fi supported protocols: WEP, WPA-PSK/WPA2-PSK and WPA/WPA2 Enterprise (802.1X) PEAP only ▪ Integrated optional Bluetooth support for: <ul style="list-style-type: none"> ✓ Bluetooth headsets ✓ Microsoft Better Together for device pairing ▪ Mounting: <ul style="list-style-type: none"> ✓ Wall and desktop mounting options ✓ One angle for desktop mount, another angle for wall mount ▪ Power: <ul style="list-style-type: none"> ✓ DC jack adapter 12V ✓ Power supply AC 100 ~ 240V ✓ PoE Class 3: IEEE802.3af (optional) ▪ Keys: <ul style="list-style-type: none"> ✓ VOICE MAIL message hotkey (including LED) ✓ 4-way navigation button with OK key ✓ MENU ✓ REDIAL ✓ HOLD ✓ MUTE (including LED) ✓ TRANSFER ✓ VOLUME control key ✓ HEADSET (including LED) ✓ SPEAKER (including LED) ✓ BACK (the 'x' key) ✓ CONTACTS

Feature	Details
C448HD Hardware	<ul style="list-style-type: none"> ▪ Five-inch color capacitive touch screen, 1280 x 720 resolution, with an intuitive user interface. ▪ Wired connectivity: <ul style="list-style-type: none"> ✓ Two RJ-45 [Gigabit Ethernet (GbE)] (10/100/1000BaseT Ethernet) ports for WAN and LAN ✓ RJ-9 port (jack) for headset ✓ RJ-9 port (jack) for handset ✓ USB port for headset support ✓ RJ-11 interface ▪ Mounting: <ul style="list-style-type: none"> ✓ Wall and desktop mounting options ✓ One angle for desktop mount, another angle for wall mount ▪ Power: <ul style="list-style-type: none"> ✓ DC jack adapter 12V ✓ Power supply AC 100 ~ 240V ✓ PoE Class 3: IEEE802.3af (optional) ▪ Keys: <ul style="list-style-type: none"> ✓ VOICE MAIL message hotkey (including LED) ✓ 4-way navigation button with OK key ✓ MENU ✓ REDIAL ✓ HOLD ✓ MUTE (including LED) ✓ TRANSFER ✓ VOLUME control key ✓ HEADSET (including LED) ✓ SPEAKER (including LED) ✓ BACK (the 'x' key) ✓ CONTACTS

2 Version 1.7.9



Note: Version 1.7.9 includes Microsoft Teams Version **2020091801**.

2.1 What's New in Version 1.7.9

- **Upgrade to Microsoft Teams version MicrosoftTeams-2020091801.**
- Listed here are the new features in the Teams app:
 - Better Together has been developed to support calling and meeting scenarios.
- **Upgrade to Microsoft Company Portal application version 5.0.4912.0**
- When a call comes in, **the LED located in the upper right corner of the device flashes red** alerting the user to the incoming call. In previous releases, the LED flashed blue for incoming call alerts.
- **Internet Connectivity check** was modified. If an internet connection exists and the 'Check Connectivity' mechanism fails, **the phone does not display a 'No Internet Access' warning message**; this feature takes into account deployments in which servers - used by the phone to check connectivity - are blocked, yet Teams nonetheless functions normally.
- **Improved audio performance.** When a call starts, **audio performance takes higher priority over other processes to enable a better audio performance**. Note that in contrast to previous releases, the audio process in this release opens faster upon incoming calls but the phone's screen refreshes slightly slower.

2.2 Resolved Limitations in Version 1.7.9

2.2.1 Teams Application

Here are the Teams application limitations that have been resolved in Version 1.7.9.

Table 2-1: Resolved Teams Application Limitations in Version 1.7.9

Incident	Description
-	The device gets stuck in the 'Verifying a few things' screen.
VSO 204923	The Teams app sometimes crashes when making a call directly from the Home screen using digits and then hanging up before the remote party answers the call.
-	The phone signs out after 90 days because the token expires.
-	The device gets stuck in the 'Signing-in' page if the user clicks the Company Portal option under 'Settings'.
-	A laptop is displayed as connected in Manage Devices even after Desktop Client user logoff.
-	High Contrast Mode is not activated completely unless the Teams app is restarted.

2.2.2 Device

Here are the device limitations that have been resolved in Version 1.7.9.

Table 2-2: Resolved Device Limitations in Version 1.7.9

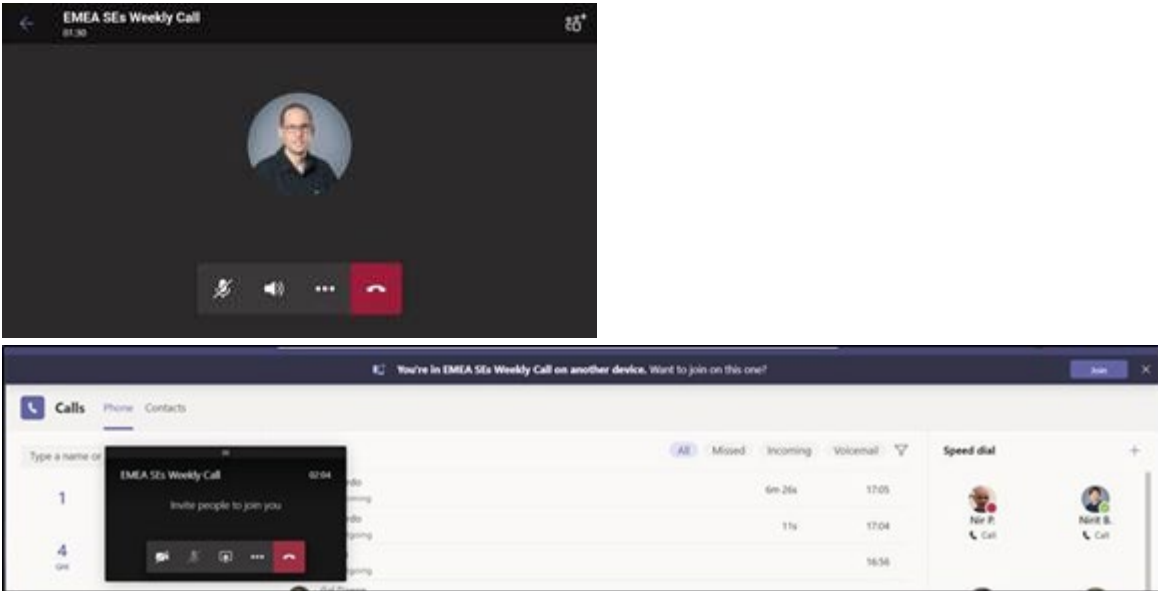
Incident	Description
IPPAN-1988	Microsoft Intune license is unable to select/activate 'device admin app'.
IPPAN-1783	[C450HD] Wi-Fi stability requires improvement.
IPPAN-689	The 'Reset Configuration' option does not reset the language previously selected.
IPPAN-2035	Power consumption is incorrectly reported in CDP packets.
IPPAN-1814	Screen Saver: Night mode is by default enabled but it doesn't take effect until entering into its setting.
IPPAN-1815	Screen Saver: Analog clock configuration doesn't take effect immediately, only after a reboot.
-	General issues related to AudioCodes Device Manager require fixes.
-	General issues relating to 802.1x Authentication require fixes.

2.3 Known Limitations in Version 1.7.9

2.3.1 Teams Application

Here are the known Teams application limitations in Version 1.7.9.

Table 2-3: Known Teams Application Limitations in Version 1.7.9

Incident	Description
VSO 205312	The user's number is not displayed correctly as E.164; it shows 4969xxx instead of +4969xxx.
-	[Better Together] Pairing the phone with the PC client might in some cases fail. Quitting the PC client and restarting it may solve the issue.
-	<p>[Better Together] Though users can join meetings from a phone or from the PC client, it's recommended to join from the phone. After joining, the phone is used as the audio device and the PC client notifies 'You're in a meeting on another device'; the user is then prompted to join the meeting on the PC client as well, for content sharing.</p> <p>The following figures show joining from a phone and from the PC client respectively:</p> 
-	[Better Together] When making or accepting direct calls using the PC client, the audio in most cases stays on the PC client and is not directed to the phone. It's recommended to accept direct calls with the phone.
-	[Better Together] When the phone is the PC client audio device, video cannot be used on the PC client.

2.3.2 Device

Here are the known device limitations in Version 1.7.9.

Table 2-4: Known Device Limitations in Version 1.7.9

Incident	Description
-	[Device Manager] Administrators are recommended not to use both the Device Manager and the Microsoft Admin Portal for provisioning.
IPPAN-1929	[Device Manager] The Language setting does not perform optimally.
IPPAN-1821	[Device Manager] The 'Upgrade Firmware' action via the Device Manager causes an unnecessary reboot when pulling the cfg file with the new URL.
-	An endless auto-negotiation with the Ethernet switch may occur if the phone is connected to the Power Supply and to PoE simultaneously. It's recommended to avoid connecting them simultaneously even though no damage occurs. If a Power Supply is used, users should disable the power from the ETH port.

3 Previous Releases

3.1 Version 1.5.203



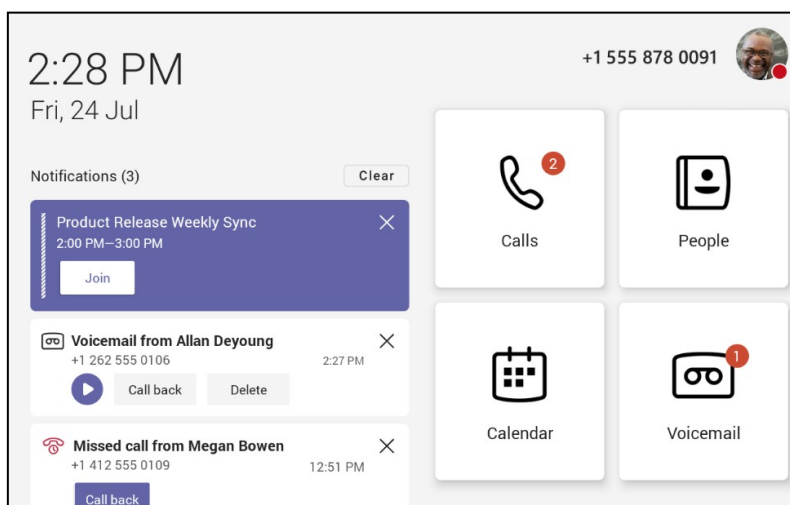
Note: Version 1.5.203 includes Microsoft Teams Version **2020071702**.

3.1.1 What's New in Version 1.5.203

- **Upgrade to Microsoft Teams version MicrosoftTeams-2020071702.** The new Microsoft Teams phone version includes:
- Listed here are the new features in the Teams app:
 - **Home Screen with Meeting Reminders**

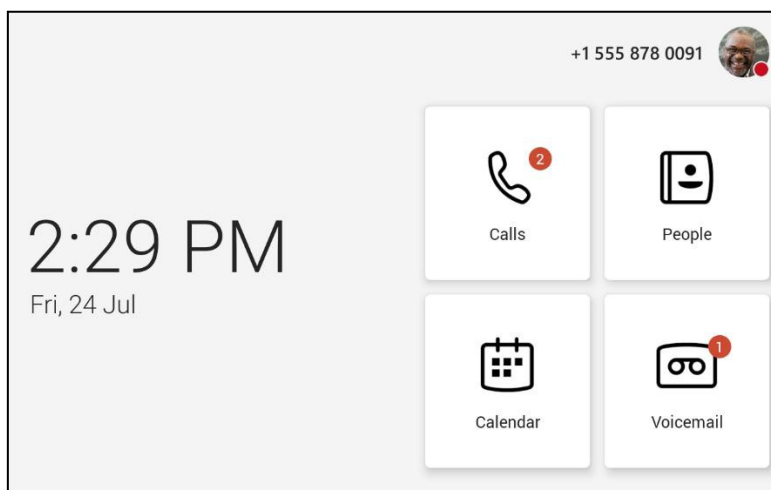
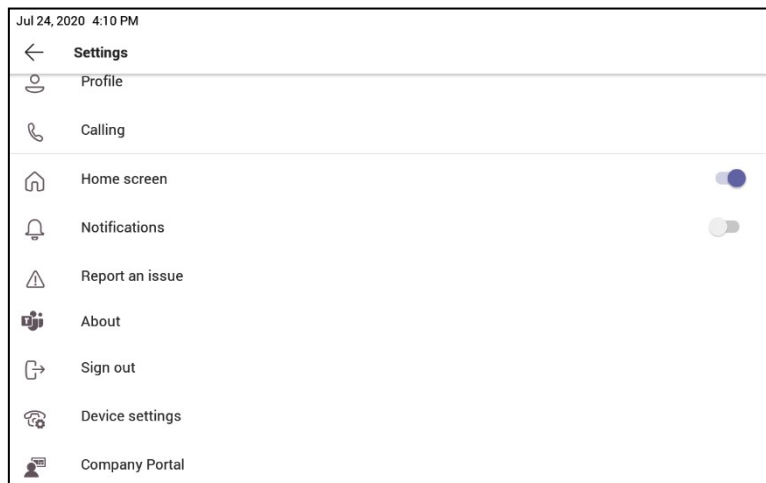
The home screen on Teams phones is a simple view providing up-to-date information about your calling and meeting activity. You can see meeting reminders of your current and upcoming meetings, perform quick actions like joining your current meeting, playing voicemail, or replying to missed calls directly from your home screen. Detailed information about your call history, calendar and people is still just a click away.

Home Screen



Users who would like to restrict the content that shows up on their home screens, notifications on the home screen can be disabled using the option under Settings. Users can also turn off the home screen altogether if they want to keep the current experience.

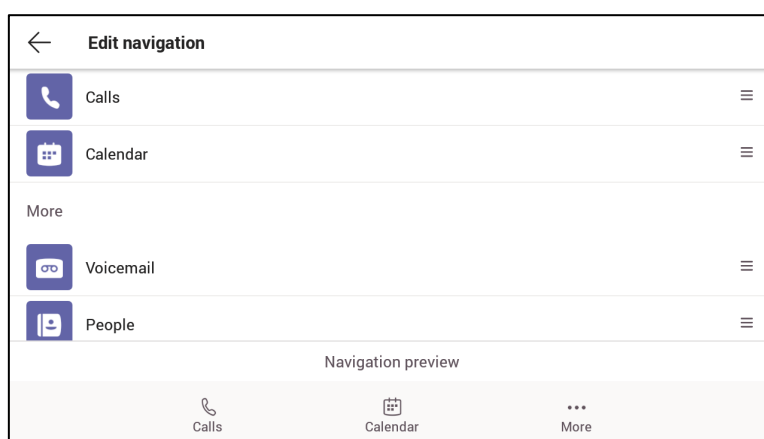
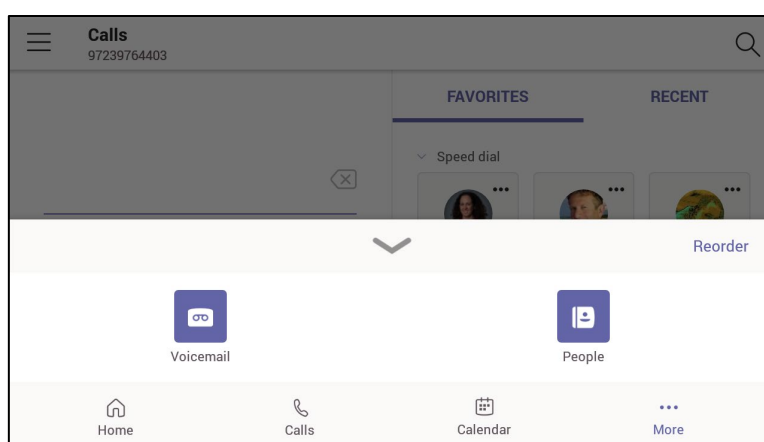
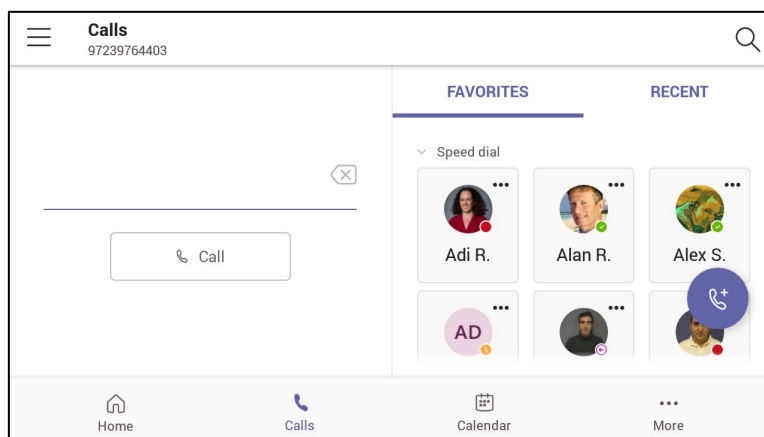
Home Screen and Notification Settings



- **Customize Quick Access to Apps**


Users can customize the default views for your phone if tenant admins have the right settings to allow user pinning. See [here](#) for more details. When user pinning is allowed as part of your app policy, you will see the **More** option that enables you to reorder your apps. For example: Users who need to focus on calling actions might want to see only the Calls and Voicemail apps in their main screen and move the **People** and **Calendar** tabs to the more options. The **Home** button will be available as long as the home screen is enabled in user settings.


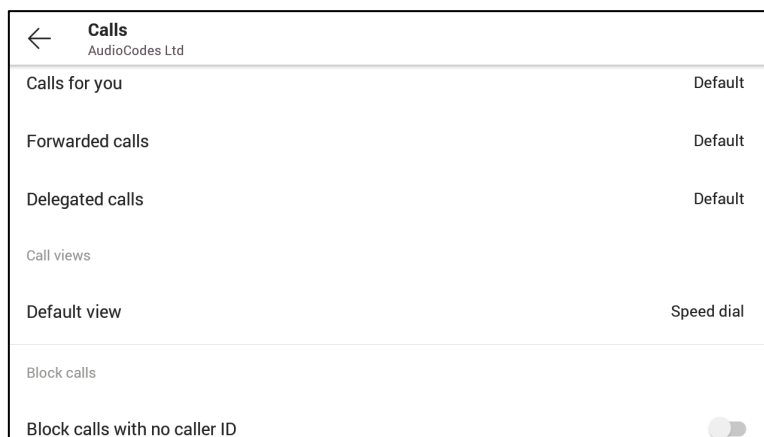
More Options to Reorder Apps



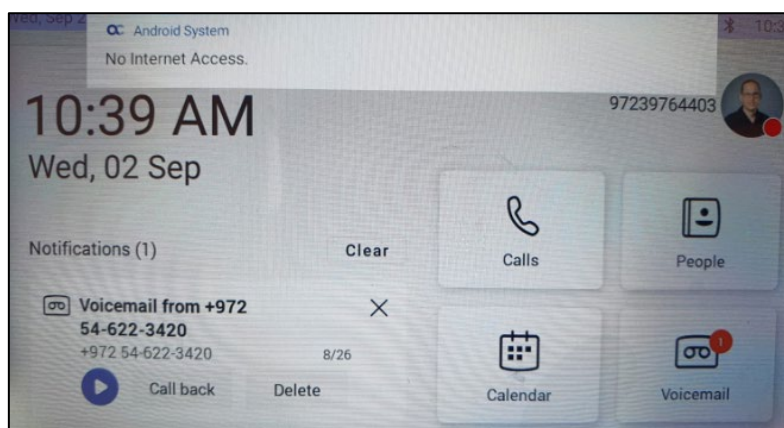
- Customize Default View for Calls**

Users can customize the landing screens within the Calls app. The current default view is 'Speed dial' but for devices without hardware buttons, it is possible users might prefer **Dialpad** to be the default screen. You can modify this under **Settings > Calls > Call views**.

The  icon can be used to swap between the views.



- **Upgrade to Microsoft Admin Agent application version 216.**
- **Upgrade to Microsoft Company Portal application version 5.0.4826.0**
- **An Internet Connectivity check has been added.** If the connectivity check fails, a 'No Internet Access' warning pops up on the phone screen. This can point to a problem that is preventing the phone from fully functioning in a Teams environment. The user can ignore the message if the Teams application is fully functioning, or can report a problem if the Teams application is not fully functioning.



To allow the connectivity check, the network administrator must make sure the phone can access the following URLs (to check connectivity with the internet):

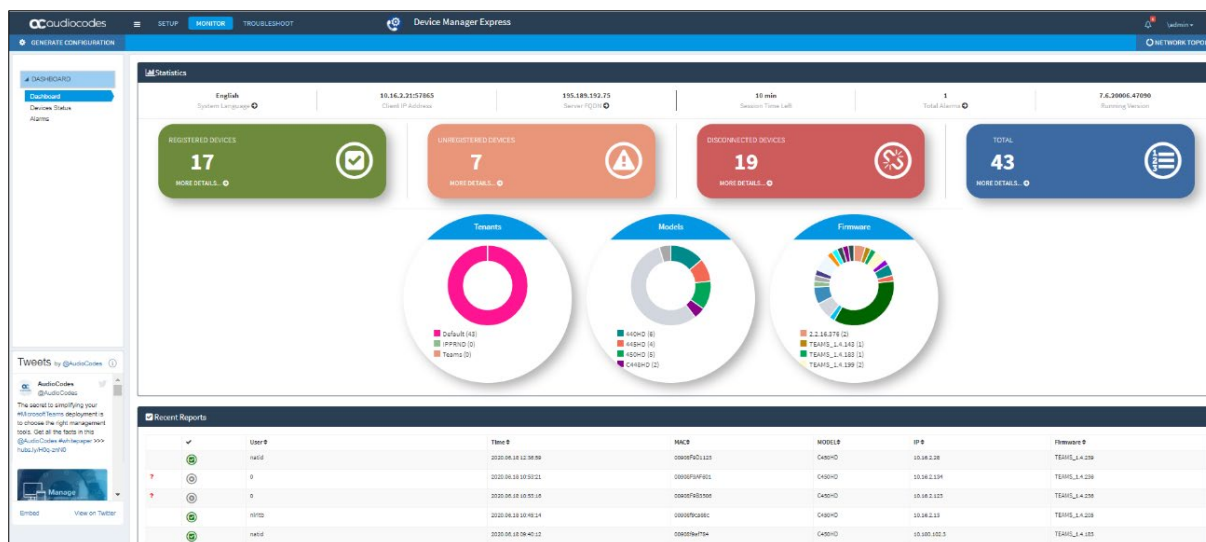
https://www.google.com/generate_204

http://connectivitycheck.gstatic.com/generate_204

http://www.google.com/gen_204

- **Support for AudioCodes Device Manager 7.8.2000 and AudioCodes Redirect Server** for full monitoring, upgrading and configuring the devices.
 - Getting the provisioning URL from AudioCodes' redirect server (if no other provisioning method is defined), or DHCP option 160.
 - Monitoring the phones: The Device Manager presents the username, phone model, version, IP address and MAC address. See the figure of the Device Manager Dashboard below.
 - Upgrade the phone firmware: The phone periodically checks whether there is a new firmware file on the OVOC server and if a new firmware file exists, the phone's firmware is automatically updated.
 - Configuring the phones via the Device Manager: The phone periodically checks whether there is a new .cfg configuration file on the OVOC server and if a new cfg file exists, the phone's cfg file is automatically updated. Currently, the following parameters can be configured:
 - ◆ Phone lock
 - ◆ Timezone
 - ◆ Time DST
 - ◆ Language (will be supported in the next release)
 - ◆ Power saving
 - ◆ Screen saver
 - ◆ Provisioning and Management via HTTPS
 - Perform commands such as Reboot, Switch to Teams Compatible and Upgrade now

Device Manager - Dashboard



Device Manager – Device Status

Actions	Status	Username	Phone Number	Last Update Status	Mac Address	IP Address	Model	Firmware	Tenant	Template	Report Time	Location	BSSID
[Actions]	[Status]	ntid		2020-06-18 12:36:09	0008F02123	10.16.2.23	C400HD	TEAHS_1.4.239	Default	Audiocodes_C400HD_TEHS	2020-06-18 12:32:04		
[Actions]	[Status]	ntid		2020-06-18 10:40:14	0008F0405C	10.16.2.13	C400HD	TEAHS_1.4.205	Default	Audiocodes_C400HD_VNC	2020-06-18 12:45:04		
[Actions]	[Status]	ntid		2020-06-18 09:40:12	0008F04784	10.100.102.3	C400HD	TEAHS_1.4.183	Default	Audiocodes_C400HD_VNC	2020-06-18 13:40:13		
[Actions]	[Status]	ntid		2020-06-18 09:09:15	0008F03115	10.22.14.97	C400HD	TEAHS_1.4.236	Default	Audiocodes_C400HD_TEHS	2020-06-18 13:51:37		
[Actions]	[Status]	ntid		2020-06-18 02:27:24	0008F0CF97	192.168.0.102	C400HD	TEAHS_1.4.236	Default	Audiocodes_C400HD_TEHS	2020-06-18 13:51:24		
[Actions]	[Status]	ntid		2020-06-18 01:56:18	0008F0CF92	192.168.14.46	C400HD	TEAHS_1.4.236	Default	Audiocodes_C400HD_TEHS	2020-06-18 13:52:14		
[Actions]	[Status]	ntid		2020-06-18 01:44:17	0008F0310A	192.168.1.96	C400HD	TEAHS_1.4.236	Default	Audiocodes_C400HD_TEHS	2020-06-18 13:52:09		
[Actions]	[Status]	ntid		2020-06-17 17:21:24	0008F04050	10.22.12.21	C400HD	TEAHS_1.4.236	Default	Audiocodes_C400HD_VNC	2020-06-18 13:51:24		
[Actions]	[Status]	ntid		2020-06-17 09:46:05	0008F0405C	192.168.1.50	C400HD	TEAHS_1.4.236	Default	Audiocodes_C400HD_TEHS	2020-06-18 13:52:09		
[Actions]	[Status]	ntid		2020-06-17 03:44:54	0008F04BFD	192.168.1.40	C400HD	TEAHS_1.4.236	Default	Audiocodes_C400HD_TEHS	2020-06-18 13:51:26		
[Actions]	[Status]	ntid		2020-06-17 02:47:14	0008F0C0C2	10.16.2.148	C400HD	TEAHS_1.4.236	Default	Audiocodes_C400HD_TEHS	2020-06-18 13:47:17		
[Actions]	[Status]	ntid		2020-06-17 01:25:12	0008F03111	192.168.14.64	C400HD	TEAHS_1.4.236	Default	Audiocodes_C400HD_TEHS	2020-06-18 13:52:14		
[Actions]	[Status]	ntid		2020-06-16 13:07:41	0008F0887D	10.100.102.10	C400HD	TEAHS_1.4.236	Default	Audiocodes_C400HD_VNC	2020-06-18 13:07:46		
[Actions]	[Status]	ntid		2020-06-16 14:30:44	0008F0C0C2	10.33.2.1	C400HD	TEAHS_1.4.236	Default	Audiocodes_C400HD_VNC	2020-06-18 13:30:46		
[Actions]	[Status]	ntid		2020-06-16 13:47:47	0008F03125	192.168.1.26	C400HD	TEAHS_1.4.236	Default	Audiocodes_C400HD_TEHS	2020-06-18 13:51:37		


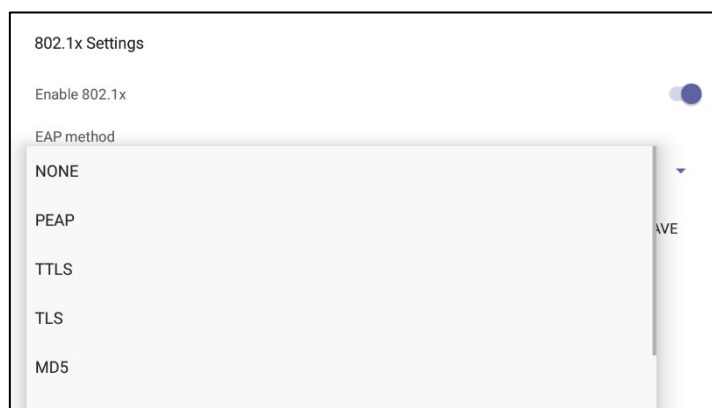
- **Support for more 802.1X Authentication modes** besides MD5, including EAP-TLS, has been added. 802.1X Authentication is the IEEE Standard for Port-based Network Access Control (PNAC).

See <https://1.ieee802.org/security/802-1x/> for more information.

To configure the feature from the phone, open the 'Modify Network' screen (as an Admin) and then the 802.1x Settings screen.

Enable 802.1x.

Configure an EAP method; from the 'EAP method' drop-down, select the method you require.



Enter this information:

- Identity: User ID
- Password
- root certificate (not with every EAP method)
- client certificate (not with every EAP method)

■ **The two USB ports for headset support were changed as follows:**

- The white USB port is the *host* port (same as before)
- The black USB port is the *device* port (default) but it can be configured as the *host* port (see the *C448HD* and *C450HD Teams Phone UM-AM* for more information)

- The phone's **screensaver is by default disabled** as of this version release but users can opt to enable it (or leave it unchanged at the default). It was disabled to work around a Teams app issue: when the screensaver was active, an incoming call appeared as a pop-up banner rather than on the whole screen, as it should have. When the limitation is resolved, AudioCodes will reenable the phone's screensaver by default.

3.2 Resolved Limitations in Version 1.5.203

3.2.1 Teams Application

Here are the Teams application limitations that have been resolved in Version 1.5.203.

Table 3-1: Resolved Teams Application Limitations in Version 1.5.203

Incident	Description
-	When joining a Meeting, the Teams app's Mute softkey shows the user is muted yet for a few seconds the Mute hard key remains unmute.
-	The user does not get a group call notification when they're in locked state.
-	[Better Together meetings] Ending the meeting on the device using an audio channel (speaker, handset and headset) should end the desktop client meeting.
-	[Better Together] The device is not getting unlocked after two hours of idle time.
-	'Favorites' sometimes disappears.
-	The More option (...) in the Favorites tab contacts is not highlighted in the dark theme.
-	The Delete icon is not visible in the dark theme when the user deletes the group.
-	The user is unable to edit the tagged group even after the app allows the option to edit the tagged group.
-	The dial pad UI is cut off when large fonts are enabled.
-	The phone number is cut off when large fonts are enabled.
-	Bluetooth lock/unlock does not work after 10 hours of idle timeout.
-	A muted call put on hold unmutes on resume.
-	No notification appears to receive a call for a forwarded group call in the locked screen.
-	Removing contacts in speed dial from the Calls tab is not reflecting/removing under the People tab 'Speed Dial' group.
-	In some cases, the phone screen doesn't show that PC audio is being streamed.
Company Portal App	
-	Common Area Phones (CAPs) and Conference devices are signed out after a few days.
Admin Agent App	
-	Microsoft Device Manager reports the same IP address for several devices.
-	Firmware update reports as failed even though the device is updated.
-	Microsoft Device Manager shows the current version and the available version as the same.
-	The phone is reporting the wrong version even though the update fails.

3.2.2 Device

Here are the device limitations that have been resolved in Version 1.5.203.

Table 3-2: Resolved Device Limitations in Version 1.5.203

Incident	Description
IPPAN-1553	Time Zone is not grayed out when 'Automatic time zone' is enabled.
IPPAN-1743	The phone retains the (high contrast and font size) settings of the host for the hot desk user.
IPPAN-1791	[C450HD] [Call Merge] The Teams application user's phone crashes while trying to click the dots (...) in the call controls.
IPPAN-1791	[C450HD] An error message 'Setting isn't responding' is sometimes received.
IPPAN-1661	[People app] An unexpected popup with white space appears on the screen when the user renames the group after entering an incorrect name.
IPPAN-1656	A five-minute warning should be given to the user before rebooting the phone after a firmware update.
IPPAN-1655	[USB headset] When using Plantronics headsets, the controls are not functionally optimally.
IPPAN-1783	Wi-Fi stability requires improvement.
IPPAN-1675	The Emergency button in the lock screen should be hidden when there is no internet access; it's not.
IPPAN-1685	Voice is still heard on the phone's speaker for a short period after a call is disconnected.
IPPAN-1620	The 'Settings' option is not visible in dark mode.
IPPAN-1696	Instead of configured voice VLAN, the phone may be booted up with native VLAN.
IPPAN-1705	The phone fails to switch on-the-fly from voice VLAN to native.
IPPAN-1814	Screensaver: Night mode is by default enabled but it's not taking effect until entering into its setting.

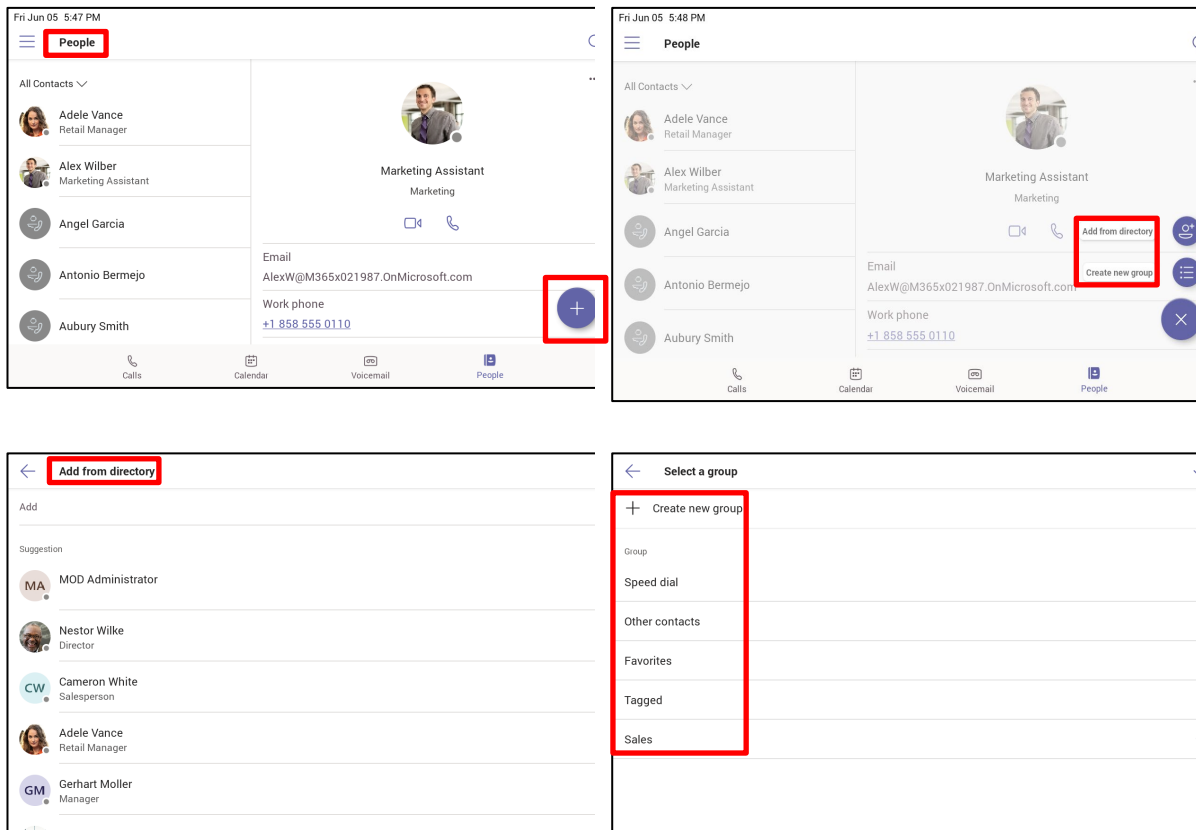
3.3 Version 1.4.208

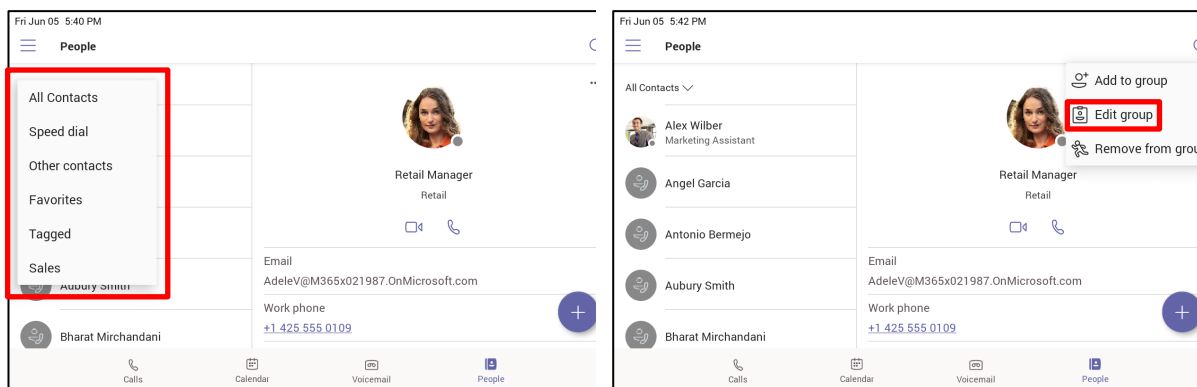


Note: Version 1.4.208 includes Microsoft Teams Version **2020051601**.

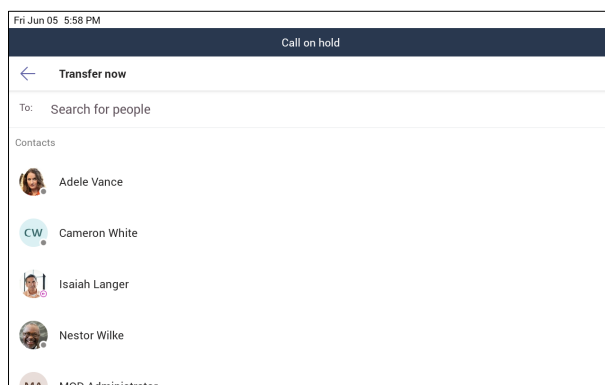
3.3.1 What's New in Version 1.4.208

- **Upgrade to Microsoft Teams version MicrosoftTeams-2020051601.** The new Microsoft Teams phone version includes:
 - **People App for Teams Phones**
The People app on Teams phones allows the user to easily connect and collaborate with teammates, colleagues, friends and family in the Teams phones. Through the app, the user can see all their contacts and create and manage contact groups to organize their contacts. The app also provides a simple user experience and aligns with the contacts on the Teams desktop client.

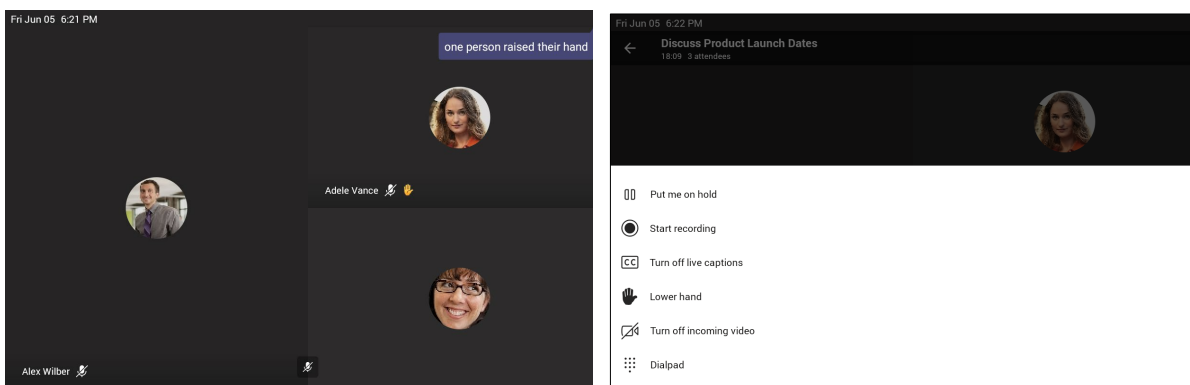




- The **CONTACTS** button is now supported. Users can access the People screen from the **People** softkey as well as from the hard **CONTACTS** button on the phone.
- **Transfer to Contacts**
To transfer your calls efficiently to frequent contacts, a new feature has been added to suggest contacts in the transfer screen for a single touch transfer. Contacts not shown in the list could be searched in the search bar, as always.



- **Raise Hand**
During a meeting, you can raise a virtual hand from your Teams phone to let people know you want to contribute without interrupting the conversation. Everyone in the meeting will see that you've got your hand up.



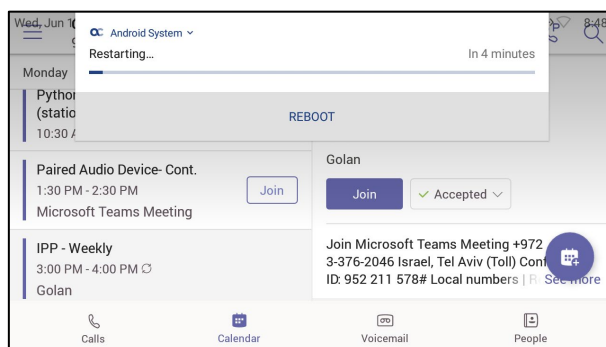
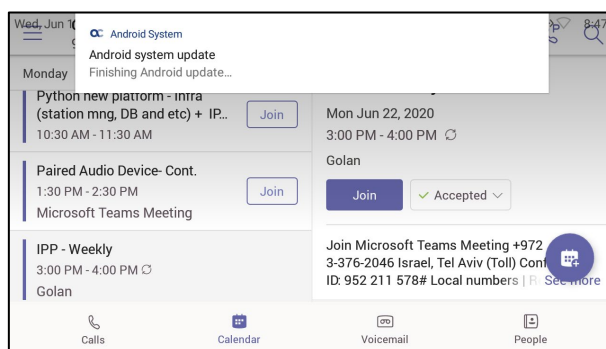
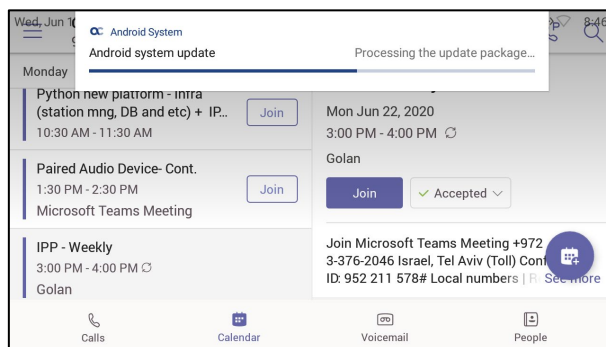
For more information: <https://support.office.com/en-us/article/raise-your-hand-in-a-teams-meeting-bb2dd8e1-e6bd-43a6-85cf-30822667b372>

- **Auto dismiss rate my call and call ended screens**
Support has been added to auto dismiss the call ended screen and rate my call screens (the star rating at the end of the call) for users to continue with their productivity without requiring additional user action to dismiss those screens.

- **Global Network Banner**

A single banner is displayed across all screens indicating that the action cannot be completed when there is network loss.

- **A new notification is displayed during firmware update.** The new feature pops up a notification to notify users that the phone is being updated. When the phone is about to be rebooted, it also notifies. Currently, only firmware update is notified. In the next version release, the phone will include notification also when updating the apps.



- **Voice quality tuning.**
- **Upgrade to Microsoft Admin Agent application version 212.**
- **Upgrade to Microsoft Company Portal application version 5.0.4771.0**
- **Features in preview:**
 - **Live Captions – Teams app feature**
Teams can detect what's said in a meeting or group call and present real-time captions. Note that live captions are a **preview feature** of Microsoft Teams and currently they're only available in English (US) for TAP customers.



For more information: <https://support.microsoft.com/en-us/office/use-live-captions-in-a-teams-meeting-4be2d304-f675-4b57-8347-cbd000a21260#ID0EABAAA=Mobile>

- **Support for AudioCodes Device Management and AudioCodes Redirect Server** for full monitoring, upgrading and configuring the devices. Currently, it's released as a beta with a limited set of features.

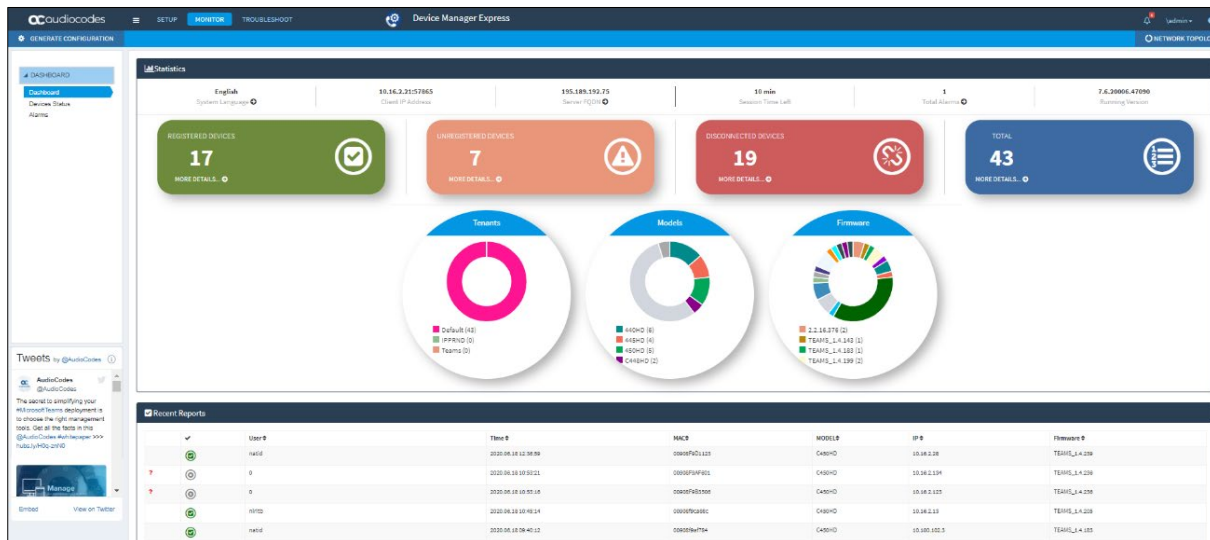
Supported in this release:

- ◆ Getting the provisioning URL from AudioCodes' redirect server (if no other provisioning method is defined), or DHCP option 160.
- ◆ Monitoring the phones: The Device Manager presents the username, phone model, version, IP address and MAC address. See the figure of the Device Manager Dashboard below.
- ◆ Upgrade the phone firmware: The phone periodically checks whether there is a new firmware file on the OVOC server and if a new firmware file exists, the phone's firmware is automatically updated.
- ◆ Configuring the phones via the Device Manager: The phone periodically checks whether there is a new .cfg configuration file on the OVOC server and if a new cfg file exists, the phone's cfg file is automatically updated. Currently, the following parameters can be configured:
 - Phone lock
 - Timezone
 - Time DST
 - Language
 - Power saving
 - Screen saver

Not supported in this release but will be in the next release are:

- ◆ Provisioning and Management via HTTPS
- ◆ Commands such as Reboot, Switch to Teams Compatible and Upgrade now

Device Manager - Dashboard



Device Manager – Device Status

oaudiocodes

■

SETUP

MONITOR

TROUBLESHOOT

Device Manager Express

admin

NETWORK TOP

DASHBOARD

Dashboard

Devices Status

Alarms

Devices Status

Display Columns Export Reload Clear Filter

status:registered

Filter

Showing 1 to 17 of 17 entries

			Blat %	✓	User Name	Phone Number	Last Update Status	Mac Address	IP Address	Model	Firmware	Tenant	Template	Report Time	Location	Blat Verda
	Actions				natid		2020.06.18 12:38:09	0000P021123	10.16.2.28	C400HD	TEAMS_1.4.129	Default	Audiocodes_C400HD_TEAMS	2020.06.18 13:02:04		
	Actions				natid		2020.06.18 10:46:14	0000P040101	10.16.2.133	C400HD	TEAMS_1.4.129	Default	Audiocodes_C400HD_TEAMS	2020.06.18 13:02:04		
	Actions				natid		2020.06.18 10:46:12	0000P040101	10.16.2.122	C400HD	TEAMS_1.4.129	Default	Audiocodes_C400HD_TEAMS	2020.06.18 13:02:04		
	Actions				natid		2020.06.18 10:46:14	0000P040101	10.16.2.133	C400HD	TEAMS_1.4.129	Default	Audiocodes_C400HD_TEAMS	2020.06.18 13:02:04		
	Actions				natid		2020.06.18 10:46:12	0000P040101	10.16.2.122	C400HD	TEAMS_1.4.129	Default	Audiocodes_C400HD_TEAMS	2020.06.18 13:02:04		
	Actions				natid		2020.06.18 10:46:14	0000P040101	10.16.2.133	C400HD	TEAMS_1.4.129	Default	Audiocodes_C400HD_TEAMS	2020.06.18 13:02:04		
	Actions				natid		2020.06.18 10:46:12	0000P040101	10.16.2.122	C400HD	TEAMS_1.4.129	Default	Audiocodes_C400HD_TEAMS	2020.06.18 13:02:04		
	Actions				natid		2020.06.18 10:46:14	0000P040101	10.16.2.133	C400HD	TEAMS_1.4.129	Default	Audiocodes_C400HD_TEAMS	2020.06.18 13:02:04		
	Actions				natid		2020.06.18 10:46:12	0000P040101	10.16.2.122	C400HD	TEAMS_1.4.129	Default	Audiocodes_C400HD_TEAMS	2020.06.18 13:02:04		
	Actions				natid		2020.06.18 10:46:14	0000P040101	10.16.2.133	C400HD	TEAMS_1.4.129	Default	Audiocodes_C400HD_TEAMS	2020.06.18 13:02:04		
	Actions				natid		2020.06.18 10:46:12	0000P040101	10.16.2.122	C400HD	TEAMS_1.4.129	Default	Audiocodes_C400HD_TEAMS	2020.06.18 13:02:04		
	Actions				natid		2020.06.18 10:46:14	0000P040101	10.16.2.133	C400HD	TEAMS_1.4.129	Default	Audiocodes_C400HD_TEAMS	2020.06.18 13:02:04		
	Actions				natid		2020.06.18 10:46:12	0000P040101	10.16.2.122	C400HD	TEAMS_1.4.129	Default	Audiocodes_C400HD_TEAMS	2020.06.18 13:02:04		
	Actions				natid		2020.06.18 10:46:14	0000P040101	10.16.2.133	C400HD	TEAMS_1.4.129	Default	Audiocodes_C400HD_TEAMS	2020.06.18 13:02:04		
	Actions				natid		2020.06.18 10:46:12	0000P040101	10.16.2.122	C400HD	TEAMS_1.4.129	Default	Audiocodes_C400HD_TEAMS	2020.06.18 13:02:04		
	Actions				natid		2020.06.18 10:46:14	0000P040101	10.16.2.133	C400HD	TEAMS_1.4.129	Default	Audiocodes_C400HD_TEAMS	2020.06.18 13:02:04		
	Actions				natid		2020.06.18 10:46:12	0000P040101	10.16.2.122	C400HD	TEAMS_1.4.129	Default	Audiocodes_C400HD_TEAMS	2020.06.18 13:02:04		
	Actions				natid		2020.06.18 10:46:14	0000P040101	10.16.2.133	C400HD	TEAMS_1.4.129	Default	Audiocodes_C400HD_TEAMS	2020.06.18 13:02:04		
	Actions				natid		2020.06.18 10:46:12	0000P040101	10.16.2.122	C400HD	TEAMS_1.4.129	Default	Audiocodes_C400HD_TEAMS	2020.06.18 13:02:04		
	Actions				natid		2020.06.18 10:46:14	0000P040101	10.16.2.133	C400HD	TEAMS_1.4.129	Default	Audiocodes_C400HD_TEAMS	2020.06.18 13:02:04		
	Actions				natid		2020.06.18 10:46:12	0000P040101	10.16.2.122	C400HD	TEAMS_1.4.129	Default	Audiocodes_C400HD_TEAMS	2020.06.18 13:02:04		
	Actions				natid		2020.06.18 10:46:14	0000P040101	10.16.2.133	C400HD	TEAMS_1.4.129	Default	Audiocodes_C400HD_TEAMS	2020.06.18 13:02:04		
	Actions				natid		2020.06.18 10:46:12	0000P040101	10.16.2.122	C400HD	TEAMS_1.4.129	Default	Audiocodes_C400HD_TEAMS	2020.06.18 13:02:04		
	Actions				natid		2020.06.18 10:46:14	0000P040101	10.16.2.133	C400HD	TEAMS_1.4.129	Default	Audiocodes_C400HD_TEAMS	2020.06.18 13:02:04		
	Actions				natid		2020.06.18 10:46:12	0000P040101	10.16.2.122	C400HD	TEAMS_1.4.129	Default	Audiocodes_C400HD_TEAMS	2020.06.18 13:02:04		
	Actions				natid		2020.06.18 10:46:14	0000P040101	10.16.2.133	C400HD	TEAMS_1.4.129	Default	Audiocodes_C400HD_TEAMS	2020.06.18 13:02:04		
	Actions				natid		2020.06.18 10:46:12	0000P040101	10.16.2.122	C400HD	TEAMS_1.4.129	Default	Audiocodes_C400HD_TEAMS	2020.06.18 13:02:04		
	Actions				natid		2020.06.18 10:46:14	0000P040101	10.16.2.133	C400HD	TEAMS_1.4.129	Default	Audiocodes_C400HD_TEAMS	2020.06.18 13:02:04		
	Actions				natid		2020.06.18 10:46:12	0000P040101	10.16.2.122	C400HD	TEAMS_1.4.129	Default	Audiocodes_C400HD_TEAMS	2020.06.18 13:02:04		
	Actions				natid		2020.06.18 10:46:14	0000P040101	10.16.2.133	C400HD	TEAMS_1.4.129	Default	Audiocodes_C400HD_TEAMS	2020.06.18 13:02:04		
	Actions				natid		2020.06.18 10:46:12	0000P040101	10.16.2.122	C400HD	TEAMS_1.4.129	Default	Audiocodes_C400HD_TEAMS	2020.06.18 13:02:04		
	Actions				natid		2020.06.18 10:46:14	0000P040101	10.16.2.133	C400HD	TEAMS_1.4.129	Default	Audiocodes_C400HD_TEAMS	2020.06.18 13:02:04		
	Actions				natid		2020.06.18 10:46:12	0000P040101	10.16.2.122	C400HD	TEAMS_1.4.129	Default	Audiocodes_C400HD_TEAMS	2020.06.18 13:02:04		
	Actions				natid		2020.06.18 10:46:14	0000P040101	10.16.2.133	C400HD	TEAMS_1.4.129	Default	Audiocodes_C400HD_TEAMS	2020.06.18 13:02:04		
	Actions				natid		2020.06.18 10:46:12	0000P040101	10.16.2.122	C400HD	TEAMS_1.4.129	Default	Audiocodes_C400HD_TEAMS	2020.06.18 13:02:04		
	Actions				natid		2020.06.18 10:46:14	0000P040101	10.16.2.133	C400HD	TEAMS_1.4.129	Default	Audiocodes_C400HD_TEAMS	2020.06.18 13:02:04		
	Actions				natid		2020.06.18 10:46:12	0000P040101	10.16.2.122	C400HD	TEAMS_1.4.129	Default	Audiocodes_C400HD_TEAMS	2020.06.18 13:02:04		
	Actions				natid		2020.06.18 10:46:14	0000P040101	10.16.2.133	C400HD	TEAMS_1.4.129	Default	Audiocodes_C400HD_TEAMS	2020.06.18 13:02:04		
	Actions				natid		2020.06.18 10:46:12	0000P040101	10.16.2.122	C400HD	TEAMS_1.4.129	Default	Audiocodes_C400HD_TEAMS	2020.06.18 13:02:04		
	Actions				natid		2020.06.18 10:46:14	0000P040101	10.16.2.133	C400HD	TEAMS_1.4.129	Default	Audiocodes_C400HD_TEAMS	2020.06.18 13:02:04		
	Actions				natid		2020.06.18 10:46:12	0000P040101	10.16.2.122	C400HD	TEAMS_1.4.129	Default	Audiocodes_C400HD_TEAMS	2020.06.18 13:02:04		
	Actions				natid		2020.06.18 10:46:14	0000P040101	10.16.2.133	C400HD	TEAMS_1.4.129	Default	Audiocodes_C400HD_TEAMS	2020.06.18 13:02:04		
	Actions				natid		2020.06.18 10:46:12	0000P040101	10.16.2.122	C400HD	TEAMS_1.4.129	Default	Audiocodes_C400HD_TEAMS	2020.06.18 13:02:04		
	Actions				natid		2020.06.18 10:46:14	0000P040101	10.16.2.133	C400HD	TEAMS_1.4.129	Default	Audiocodes_C400HD_TEAMS	2020.06.18 13:02:04		
	Actions				natid		2020.06.18 10:46:12	0000P040101	10.16.2.122	C400HD	TEAMS_1.4.129	Default	Audiocodes_C400HD_TEAMS	2020.06.18 13:02:04		
	Actions				natid		2020.06.18 10:46:14	0000P040101	10.16.2.133	C400HD	TEAMS_1.4.129	Default	Audiocodes_C400HD_TEAMS	2020.06.18 13:02:04		
	Actions				natid		2020.06.18 10:46:12	0000P040101	10.16.2.122	C400HD	TEAMS_1.4.129	Default	Audiocodes_C400HD_TEAMS	2020.06.18 13:02:04		
	Actions				natid		2020.06.18 10:46:14	0000P040101	10.16.2.133	C400HD	TEAMS_1.4.129	Default	Audiocodes_C400HD_TEAMS	2020.06.18 13:02:04		
	Actions				natid		2020.06.18 10:46:12	0000P040101	10.16.2.122	C400HD	TEAMS_1.4.129	Default	Audiocodes_C400HD_TEAMS	2020.06.18 13:02:04		
	Actions				natid		2020.06.18 10:46:14	0000P040101	10.16.2.133	C400HD	TEAMS_1.4.129	Default	Audiocodes_C400HD_TEAMS	2020.06.18 13:02:04		
	Actions				natid		2020.06.18 10:46:12	0000P040101	10.16.2.122	C400HD	TEAMS_1.4.129	Default	Audiocodes_C400HD_TEAMS	2020.06.18 13:02:04		
	Actions				natid		2020.06.18 10:46:14	0000P040101	10.16.2.133	C400HD	TEAMS_1.4.129	Default	Audiocodes_C400HD_TEAMS	2020.06.18 13:02:04		
	Actions				natid		2020.06.18 10:46:12	0000P040101	10.16.2.122	C400HD	TEAMS_1.4.129	Default	Audiocodes_C400HD_TEAMS	2020.06.18 13:02:04		
	Actions				natid		2020.06.18 10:46:14	0000P040101	10.16.2.133	C400HD	TEAMS_1.4.129	Default	Audiocodes_C400HD_TEAMS	2020.06.18 13:02:04		
	Actions				natid		2020.06.18 10:46:12	0000P040101	10.16.2.122	C400HD	TEAMS_1.4.129	Default	Audiocodes_C400HD_TEAMS	2020.06.18 13:02:04		
	Actions				natid		2020.06.18 10:46:14	0000P040101	10.16.2.133	C400HD	TEAMS_1.4.129	Default	Audiocodes_C400HD_TEAMS	2020.06.18 13:02:04		
	Actions				natid		2020.06.18 10:46:12	0000P040101	10.16.2.122	C400HD	TEAMS_1.4.129	Default	Audiocodes_C400HD_TEAMS	2020.06.18 13:02:04		
	Actions				natid		2020.06.18 10:46:14	0000P040101	10.16.2.133	C400HD	TEAMS_1.4.129	Default	Audiocodes_C400HD_TEAMS	2020.06.18 13:02:04		
	Actions				natid		2020.06.18 10:46:12	0000P040101	10.16.2.122	C400HD	TEAMS_1.4.129	Default	Audiocodes_C400HD_TEAMS	2020.06.18 13:02:04		
	Actions				natid		2020.06.18 10:46:14	0000P040101	10.16.2.133	C400HD	TEAMS_1.4.129	Default	Audiocodes_C400HD_TEAMS	2020.06.18 13:02:04		
	Actions				natid		2020.06.18 10:46:12	0000P040101	10.16.2.122	C400HD	TEAMS_1.4.129	Default	Audiocodes_C400HD_TEAMS	2020.06.18 13:02:04		
	Actions				natid		2020.06.18 10:46:14	0000P040101	10.16.2.133	C400HD	TEAMS_1.4.129	Default	Audiocodes_C400HD_TEAMS	2020.06.18 13:02:04		
	Actions				natid		2020.06.18 10:46:12	0000P040101	10.16.2.122	C400HD	TEAMS_1.4.129	Default	Audiocodes_C400HD_TEAMS	2020.06.18 13:02:04		
	Actions				natid		2020.06.18 10:46:14	0000P040101	10.16.2.133	C400HD	TEAMS_1.4.129	Default	Audiocodes_C400HD_TEAMS	2020.06.18 13:02:04		
	Actions				natid		2020.06.18 10:46:12	0000P040101	10.16.2.122	C400HD	TEAMS_1.4.129	Default	Audiocodes_C400HD_TEAMS	2020.06.18 13:02:04		
	Actions				natid		2020.06.18 10:46:14	0000P040101	10.16.2.133	C400HD	TEAMS_1.4.129	Default	Audiocodes_C400HD_TEAMS	2020.06.18 13:02:04		
	Actions				natid		2020.06.18 10:46:12	0000P040101	10.16.2.122	C400HD	TEAMS_1.4.129	Default	Audiocodes_C400HD_TEAMS	2020.06.18 13:02:04		
	Actions				natid		2020.06.18 10:46:14	0000P040101	10.16.2.133	C400HD	TEAMS_1.4.129	Default	Audiocodes_C400HD_TEAMS	2020.06.18 13:02:04		
	Actions				natid		2020.06.18 10:46:12	0000P040101	10.16.2.122	C400HD	TEAMS_1.4.129	Default	Audiocodes_C400HD_TEAMS	2020.06.18 13:02:04		
	Actions				natid		2020.06.18 10:46:14	0000P040101	10.16.2.133	C400HD	TEAMS_1.4.129	Default	Audiocodes_C400HD_TEAMS	2020.06.18 13:02:04		
	Actions				natid		2020.06.18 10:46:12	0000P040101	10.16.2.122	C400HD	TEAMS_1.4.129	Default	Audiocodes_C400HD_TEAMS	2020.06.18 13:02:04		
	Actions				natid		2020.06.18 10:46									

3.3.2 Resolved Limitations in Version 1.4.208

3.3.2.1 Teams Application

Here are the Teams application limitations that have been resolved in Version 1.4.208.

Table 3-3: Resolved Teams Application Limitations in Version 1.4.208

Incident	Description
-	There's no option to answer a call from the speaker or handset because an incoming call banner is displayed.
-	An outgoing PSTN call takes 10-12 seconds to reach the other endpoint.
-	There are unexpected Share-Save options in Teams when the user taps on the displayed picture.
-	The incoming call screen is shown although the call is disconnected from the far end while the phone is in locked state.
-	After tapping the 'Cancel' button in the permission screen, the user is navigated to the 'Search' screen.
-	'Favorites' and 'Recent' aren't translated after the user changes the language to German.
-	Meeting role update information is not displayed in the call screen when the desktop user demotes/promotes the IP phone user as attendee/presenter.
-	The PSTN number doesn't show up with a name in the Calls App ('Favorite' tab).
-	The Message Waiting Indication (MWI) remains lit after reading the voicemail from the Teams desktop client.
-	Call history is displayed with a blank entry when the user makes a group call.
-	[Company Portal app] The device gets signed out after a few days.
-	[Admin Agent app] There is a Firmware Update issue; the firmware's name is changed even before the firmware is downloaded.

3.3.2.2 Device

Here are the device limitations that have been resolved in Version 1.4.208.

Table 3-4: Resolved Device Limitations in Version 1.4.208

Incident	Description
IPPAN-1448	The configuration profile doesn't enable 'Screen Saver'.
IPPAN-1489	The call is disconnected when the USB headset is removed.
IPPAN-1465	[C448HD] The USB headset does not function.
IPPAN-1564	Factory Reset: The caption on the Factory Data Reset button should be 'RESET' and not 'RESET TABLET'.
IPPAN-890	The phone ignores Voice VLAN when it is changed on the fly.

3.4 Version 1.3.51



Note: Version 1.3.51 includes Microsoft Teams Version **2020040801**.

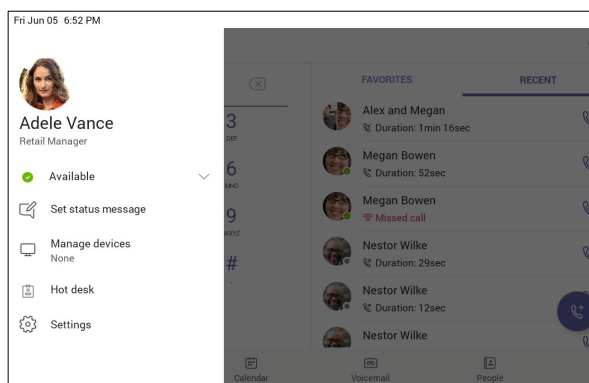
3.4.1 What's New in Version 1.3.51

- **Upgrade to Microsoft Teams version MicrosoftTeams-2020040801.** The new Microsoft Teams phone version includes:

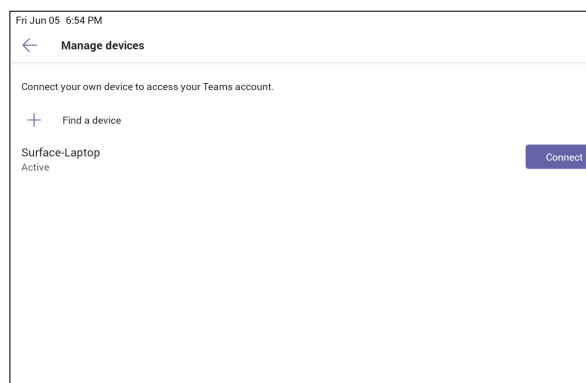
- **Better Together over Bluetooth with support for:**

- ◆ Pairing with the Teams PC Client
- ◆ Lock/unlock synchronization

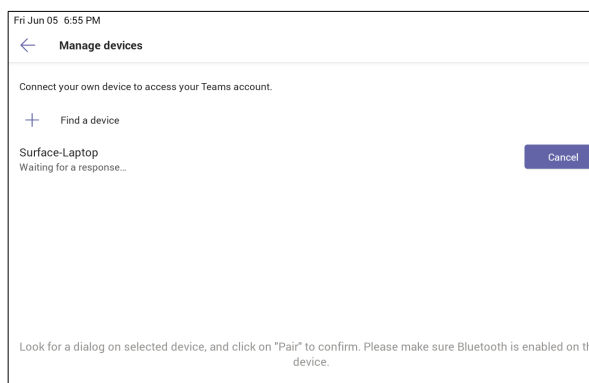
Bluetooth must be enabled on both phone and PC. A new option 'Manage Devices' is used to pair between phone and PC. Here's how Better Together over Bluetooth is set up:



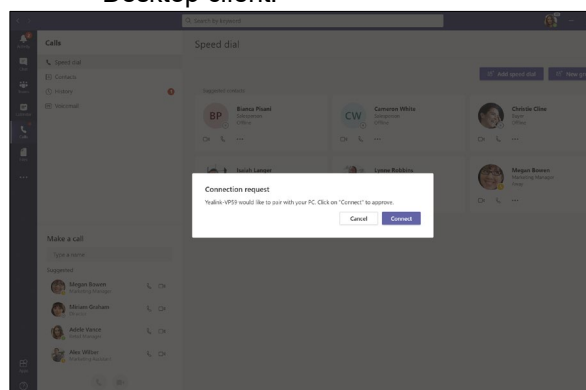
1. Go to **Manage devices** on your Teams phone.



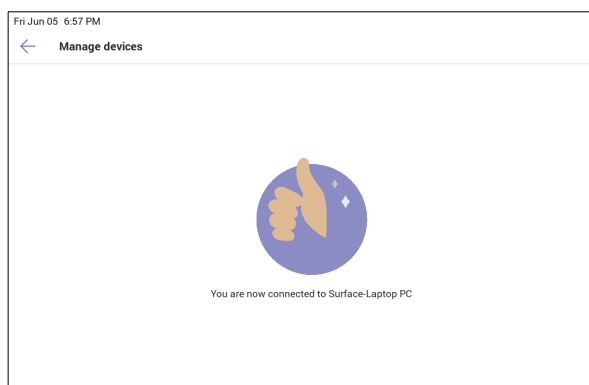
2. Click **Find a device** and **Connect** to setup with your nearby Teams Windows Desktop client.



3. Teams phone is waiting for a response from your Teams Windows Desktop client.



4. Click **Connect** on your Teams Windows Desktop client to complete setup with your Teams phone.



5. Better Together setup is complete.

- Upgrade to Microsoft Admin Agent application version 210.

3.4.2 Resolved Limitations in Version 1.3.51

3.4.2.1 Teams Application

Here are the Teams application limitations that have been resolved in Version 1.3.51.

Table 3-5: Resolved Teams Application Limitations in Version 1.3.51

Incident	Description
N/A	N/A

3.4.2.2 Device

Here are the device limitations that have been resolved in Version 1.3.51.

Table 3-6: Resolved Device Limitations in Version 1.3.51

Incident	Description
N/A	N/A

3.5 Version 1.3.40

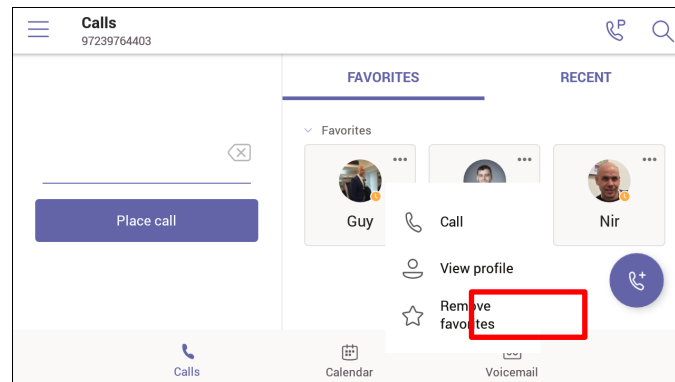


Note: Version 1.3.40 includes Microsoft Teams Version **1.0.94.2020031901**.

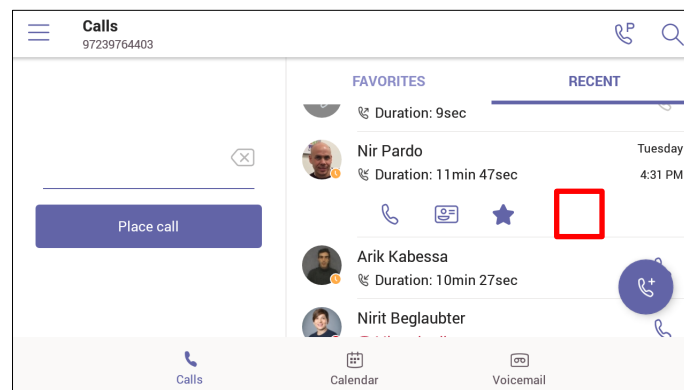
3.5.1 What's New in Version 1.3.40

- **Upgrade to Microsoft Teams version MicrosoftTeams-2020031901.** The new Microsoft Teams phone version includes multiple resolved limitations. Some of these fixes were for major issues. See [Resolved Limitations in , Teams Application](#), to view the full list of fixes.
 - The phone now allows users to add or remove 'Favorites'.

Remove Favorites

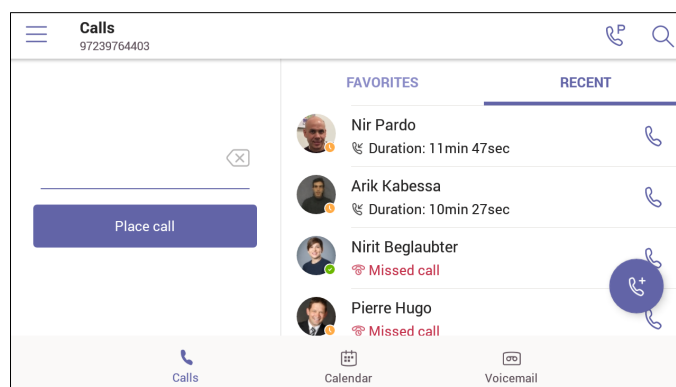
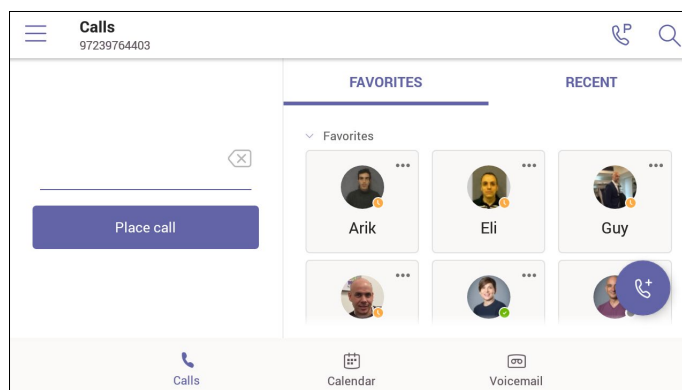


Add Favorites

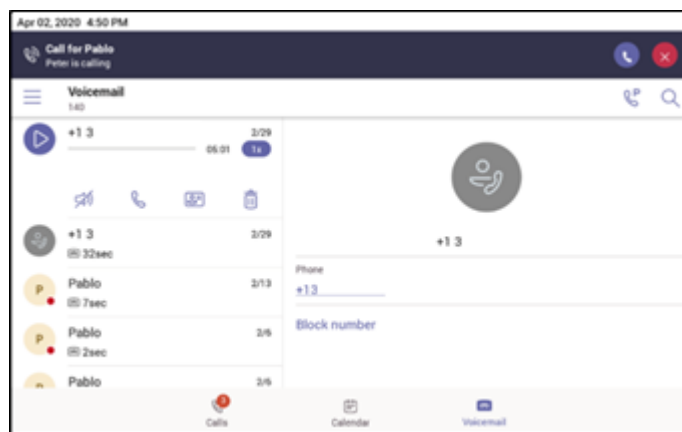


- The Calls application has been improved for basic calls and for advanced features.
 - ◆ Always available dial pad for devices in landscape mode
 - ◆ Quick access with touch-friendly icons for favorite contacts
 - ◆ Hidden but accessible view of recent calls for increased privacy

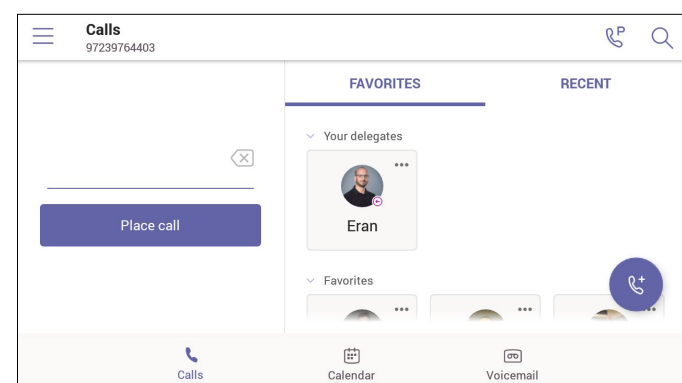
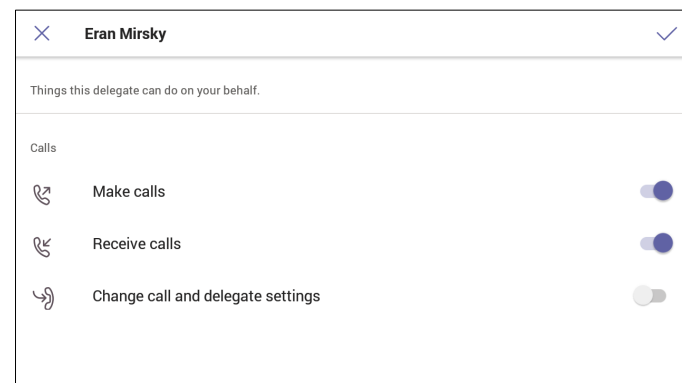
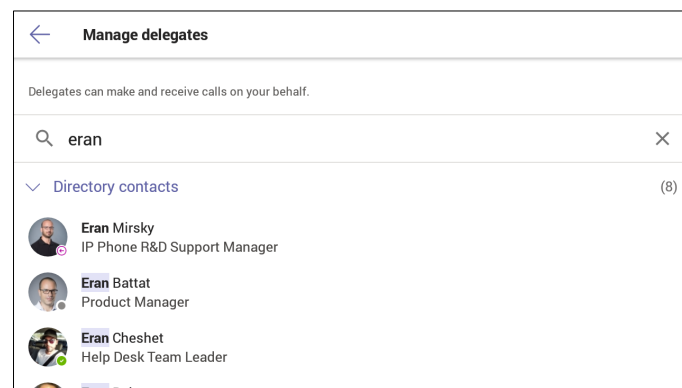
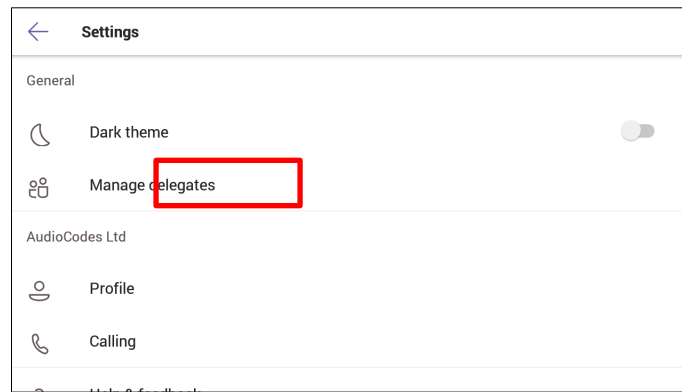
Here are sample screenshots:



- **Group Call Pickup.** Users can accept / decline incoming call notifications for call groups from anywhere in the app.

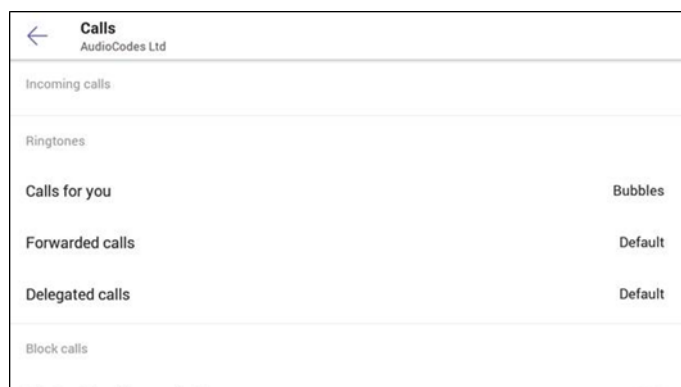


- **Manage delegates on Microsoft Teams phones (Boss/Admin settings) are now supported.** You can pick someone in Teams to be your delegate, to receive and make calls on your behalf. When you add a delegate, you're essentially sharing your phone line with them, so they can see and share all of your calls. In addition to the Teams desktop client, with this new feature support, Teams phones will also provide the ability to setup and manage delegates via Settings on the phone.
A new option 'Manage Delegates' was added under the app 'Settings' page to support this setting.



- The phone now supports **distinctive ringtones per call type**. You can choose custom ringtones from an available list of ringtone options and set different ringtones for incoming calls, forwarded calls and delegated calls.

To allow this setting, go to your profile picture at the top of the app and select **Settings > Calling**.




- The phone now supports **auto-dialing to call an extension**. Tenant admins can add dial plans for their organization with normalization rules to enable extension dialing in Teams. With this new feature release, Teams phones will auto dial in three seconds after an approved extension is dialed by the user using the dial pad.
- **Upgrade to Microsoft Company Portal application version 5.0.4715.0.** See [Resolved Limitations in , Teams Application](#), to view the full list of Company Portal fixes
- **Upgrade to Microsoft Admin Agent application version 207.** See [Resolved Limitations in , Teams Application](#), to view the full list of Admin Agent fixes
- **A dumpstate option has been added to the Admin's debugging capabilities.** The feature allows the Admin who needs to get logs from the device, to dump the logs with a single touch to the phone's Secure Digital (SD) Card. The logs can be collected later using Secure Copy Protocol (SCP) based on Secure Shell (SSH) protocol.

In the phone's 'Device Settings', a new **Diagnostic Data** option was added (**Device Administration > Debugging**):



- Touch the **Diagnostic Data** option.



- Touch **OK** to confirm; the phone creates all necessary logs and copies them to its SD Card / Logs folder.
- To get the logs, the Admin must use SCP.
- The term 'Switch to Skype for Business' has been changed to 'Switch to Teams Compatible' (in the device's Admin's 'Debugging' screen).

3.5.2 Resolved Limitations in Version 1.3.40

3.5.2.1 Teams Application

Here are the Teams application limitations that have been resolved in Version 1.3.40.

Table 3-7: Resolved Teams Application Limitations in Version 1.3.40

Incident	Description
-	Search history is available for CAP users.
-	The 'Emergency' call softkey does not function if the Teams application user does not have PSTN capability.
-	Unread voicemail count remains on the phone's screen even after the user reads the voicemail from Outlook / Desktop client.
-	The header bar overlaps the call-in progress text when dialing an emergency number.
-	In an Emergency call, the caller is by default displayed as muted and is able to mute/ unmute.
-	No notification is displayed in the Emergency calling screen when internet is unavailable.
-	The dialpad doesn't open when the user presses the speaker button in the contact card screen.
-	An Emergency call can be placed on hold using the HOLD hard key and the call gets disconnected immediately after putting the call on hold.
-	The hard MUTE key on the phone is not functioning when the device is connected to a PC in USB mode.
-	The soft dialpad is not displayed for DTMF when dialed into a meeting.
-	The user is unable to answer an incoming call using speaker and headset when the device is in locked state.
-	A few menu options displayed in the Device Details screen are irrelevant ('Remote desktop' for example).
-	During sign-in, the company portal displays an unnecessary pop-up message.

3.5.2.2 Device

Here are the device limitations that have been resolved in Version 1.3.40.

Table 3-8: Resolved Device Limitations in Version 1.3.40

Incident	Description
IPPAN-1421	The 'Redial' softkey in the Device Settings screen isn't functioning as expected.
IPPAN-1396	Audio doesn't flow through the handset when an emergency call is connected in Locked state.
IPPAN-1378	The alarm volume bar needs to be removed from the 'Sound' settings.
IPPAN-1277	Sign-out does not function correctly when the user performs sign-out from under Admin settings.

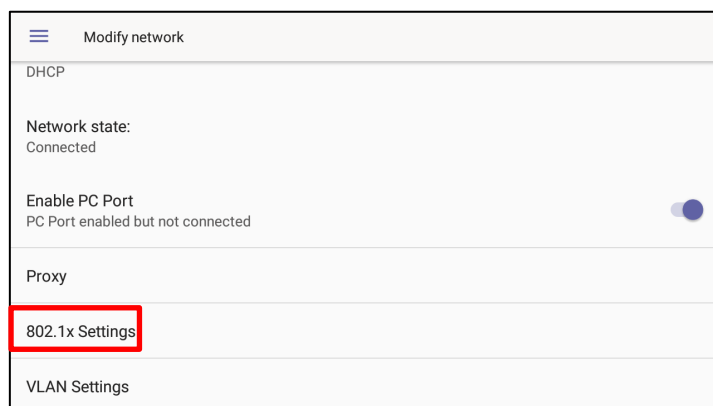
3.6 Version 1.2.196




Note: Version 1.2.196 includes Microsoft Teams Version **1.0.94.2020020601**.

3.6.1 What's New in Version 1.2.196

- **Upgrade to Microsoft Teams version MicrosoftTeams-2020020601.** The new Microsoft Teams phone version includes multiple resolved limitations. Some of these fixes were for major issues. See [Resolved Limitations in](#) , [Teams Application](#), to view the full list of fixes.
 - Dynamic 911 support as per Kari's law
- **Upgrade to Microsoft Company Portal application version 5.0.4623.0.** See [Resolved Limitations in](#) , [Teams Application](#), to view the full list of Company Portal fixes
- **Upgrade to Microsoft Admin Agent application version 204.** See [Resolved Limitations in](#) , [Teams Application](#), to view the full list of Admin Agent fixes
- **New model C448HD phone for Microsoft Teams** is now supported. The C448HD phone for Microsoft Teams is identical to the C450HD phone for Microsoft Teams except for:
 - Bluetooth and Wi-Fi
 - Only one USB port
 - Does not support Expansion Module
- **Support for 802.1X Authentication.** IEEE Standard for Port-based Network Access Control (PNAC). See <https://1.ieee802.org/security/802-1x/> for more information. 802.1X Authentication is currently supported for MD5 only. Support for EAP-TLS will be added in the next release. To enable the feature from the phone, open the 'Modify Network' screen (as an Admin) and then the 802.1x Settings screen:





802.1x Settings

Enable 802.1x ☒

EAP method

MD5

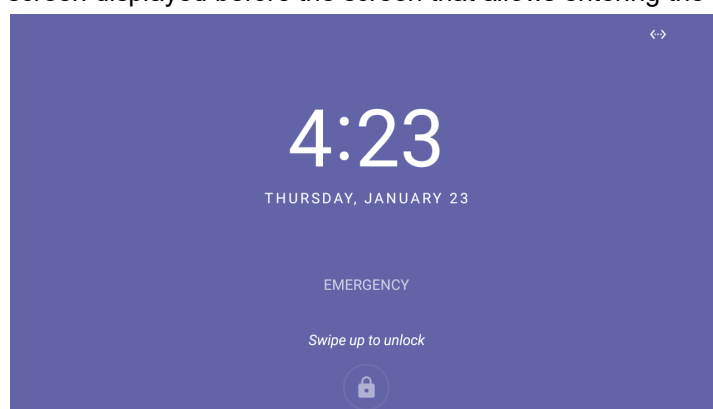
Identity

Password

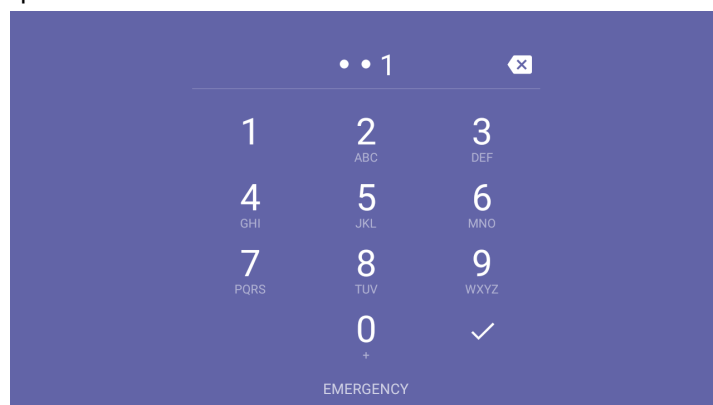
CANCEL SAVE

■ Enhanced E911

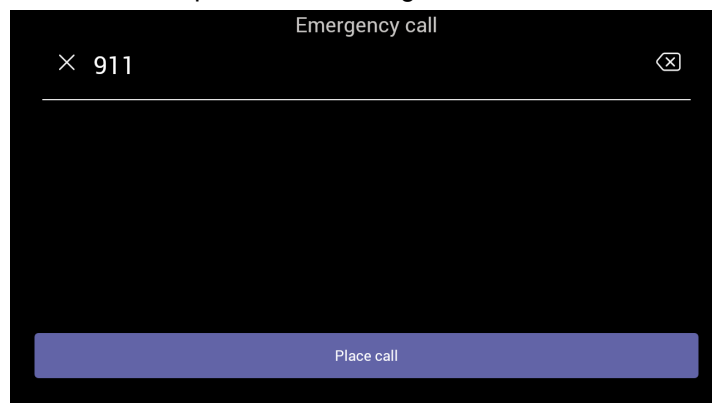
- A new 'Emergency' key was added to the phone's idle lock screen, i.e., to the screen displayed before the screen that allows entering the PIN code/pattern.



- Users can dial the E911 service from a locked screen without needing to press the 'Emergency' key. They only need to dial 911 and then trigger the call from the speaker/handset or wait for the timeout; they can pick up the handset or press the speaker button and dial 911 from the lock screen:



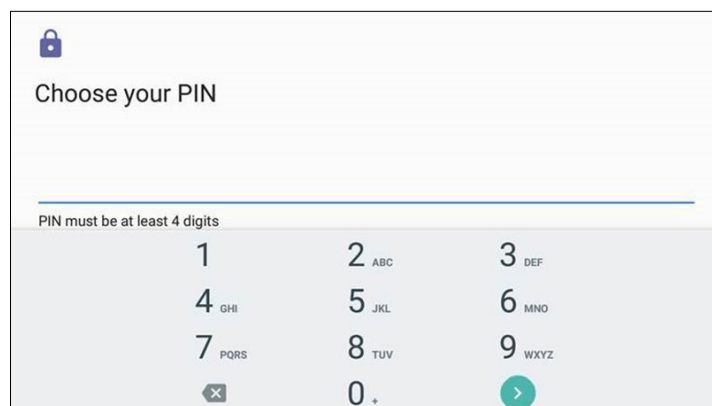
- The 'Emergency call' screen with the emergency dialed number is then displayed. Users can then perform the dialing.



- **Bluetooth support now provided under Android as a Beta.** Handsfree profile where the phone is able to connect to Bluetooth headset or speaker.
- The **unlock feature on the phone for Microsoft Teams has been improved** using a smart PIN unlock mechanism. When users now use the PIN to lock the phone, to unlock they just need to type the PIN number for the phone to automatically unlock without requiring users to confirm using the **OK** button.
- All 'Settings' fields that pop up and require the virtual keypad for inputting characters and/or numbers - such as when the network administrator needs to enter an IP address to debug or when they need to enter their PIN lock for the security tab - were improved so that **the keyboard/keypad now only takes up half the screen and not the full screen as was the case previously.**

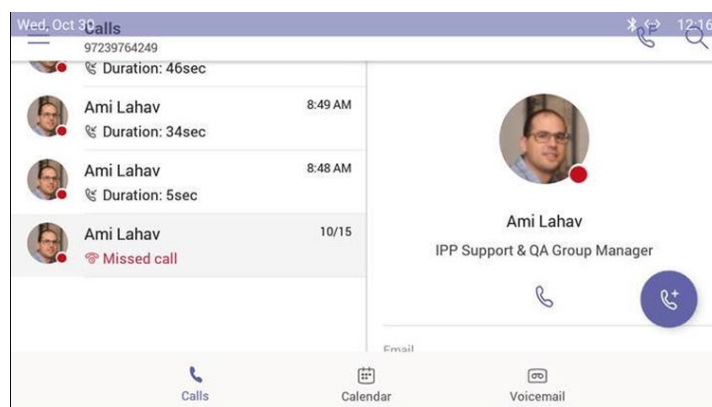
Example:

Numeric Keypad



QWERTY Keypad

Transparent upper bar



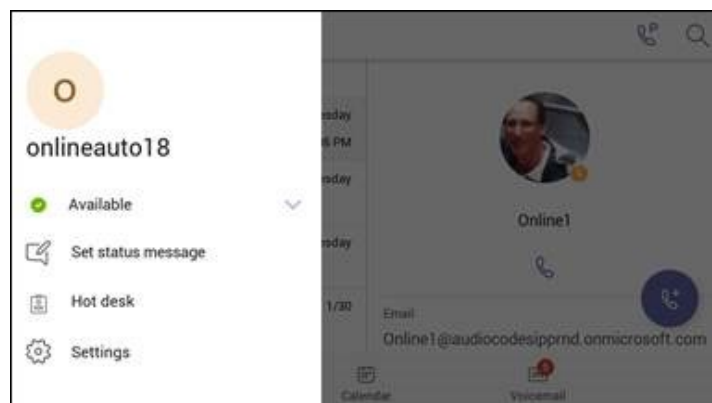
The main screen is now free of obstructions and the status bar displays the date

Refresh icon



Improved look and feel compared to the previous

- **Hot Desking.** Allows signing in to a phone that is already signed in by another user without signing out the original user to whom the phone was assigned for primary use. Access the Hot Desking feature from the Hot desk option in the Teams application settings.



3.6.2 Resolved Limitations in Version 1.2.196

3.6.2.1 Teams Application

Here are the Teams application limitations that have been resolved in Version 1.2.196.

Table 3-9: Resolved Teams Application Limitations in Version 1.2.196

Incident	Description
139605	[Device Manager – Admin Agent] The current firmware version shows as 'null'.
139605	[Device Manager – Admin Agent] After update, the Admin agent reports an old Teams application and Company Portal application version.
137904	The dial pad disappears after a PSTN call.
127164	Digits are not displayed when dialing from the Calendar tab.
129038	After a HotDesk user signs out during a network outage, the host user is not signed in automatically.
-	The place call icon is retaining the previously dialed number.
-	Add/Remove participants to / from a meeting is not reflected in edit mode.
-	The Teams application user receives a HotDesk option when HotDesking is disabled.
139559	The user is unable to answer an incoming call from the phone screen when the screensaver is active.
-	[Intune – Company Portal] The Teams application gets stuck when signing out.
-	[Device Manager – Admin Agent] The password is displayed in plain text in Logs when changed from the Teams Admin Portal.
-	E911 auto dial on lock screen is not working via direct routing.

3.6.2.2 Device

Here are the device limitations that have been resolved in Version 1.2.196.

Table 3-10: Resolved Device Limitations in Version 1.2.196

Incident	Description
-	-

3.7 Version 1.1.96



Note: Version 1.1.96 includes Microsoft Teams Version **1.0.94.2019110802**.

3.7.1 What's New in Version 1.1.96

- **Upgrade to Microsoft Teams version MicrosoftTeams-2019110802.** See [Resolved Limitations in , Teams Application](#), to view the list of fixes in this release.

3.7.2 Resolved Limitations in Version 1.1.96

3.7.2.1 Teams Application

Here are the Teams application limitations that have been resolved in Version 1.1.96.

Table 3-11: Resolved Teams Application Limitations in Version 1.1.96

Incident	Description
-	[CAP] The soft keypad is automatically displayed in the screen after signing in.
-	The keypad remains visible after making an 'On behalf of' enquiry call.
-	The Meeting/Calendar tab sometimes doesn't sync correctly.
-	The group call name is incorrectly displayed in the Call Log screen.
-	The application crashes when the meeting role of the Teams application user is changed multiple times from Desktop user (Organizer).
-	The wrong text appears in the confirmation pop-up when the user touches Mute all in a conference.
-	[Dark theme] The placeholder text is not properly visible in the Search bar when the user navigates searching people via the Make a call icon.
-	The Mute/Un-Mute key doesn't function when accessing 'Device Settings'.
-	As the day progresses, the My Meetings view does not display upcoming meetings relative to the current time as it should.

3.7.2.2 Device

No device limitations were resolved in Version 1.1.96.

Table 3-12: Resolved Device Limitations in Version 1.1.96

Incident	Description
-	-

3.8 Version 1.1.92



Note: Version 1.1.92 includes Microsoft Teams Version 1.0.94.2019110101.

3.8.1 What's New in Version 1.1.92

- **Upgrade to Microsoft Teams version MicrosoftTeams-2019110101.** The new Microsoft Teams phone version includes multiple resolved limitations. Some of these fixes were for major issues. See [Resolved Limitations in , Teams Application](#), to view the full list of fixes.
- **Upgrade to Microsoft Company Portal application version 5.0.4569.0.** The new Company Portal application includes the following new features:
 - Consistent GUI design for IP phone enrollment
- **Upgrade to Microsoft Admin Agent application version 201.** The new Company Portal application includes the following new features:
 - **Resiliency.** The Admin Agent is resilient and can recover from crashes.

3.8.2 Resolved Limitations in Version 1.1.92

3.8.2.1 Teams Application

Here are the Teams application limitations that have been resolved in Version 1.1.92.

Table 3-13: Resolved Teams Application Limitations in Version 1.1.92

Incident	Description
516347	The phone does not ring when a remote Teams client calls. Instead, the phone gets a missed call notification when the remote Teams client disconnects the call.
660882	Although the phone rings, the 'Incoming call' screen occasionally is not displayed and the call can't be answered.
-	An incoming call fails to be established when the phone is in locked state though the incoming call immediately following this one succeeds.
658005	After restoring a phone to its factory defaults, the Teams application crashes.
627572	When the user signs out, the Teams application occasionally crashes and reverts to the idle screen.
572834	Contrary to the correct indication displayed in the phone screen, the dial pad does not generate a + symbol when long-pressing the 0 digit.
636726	The Teams application crashes when the phone left in idle state for a prolonged time.
638940	[Voicemail] An incoming call gets auto-rejected if it comes in while voicemail is playing.
558012	[Voicemail] If voicemail is playing, an incoming call does not work.
642135	If a user dials a PSTN number by quickly pressing the digits on the hard key pad, the phone 'misses' the second digit in the number.
625605	An incoming call cannot be answered using the speaker or headset button on the phone.

Incident	Description
631249	The Teams phone does not display MUTE state while the call is in 'proceeding' state.
578107	The Calling Name merges with the option tab when a remote Teams client forwards a Group Call to the phone.
611381	The user's name isn't displayed in a held call.
659450	After signing out and signing in multiple times consecutively, outgoing/incoming calls do not function.
-	[Emergency call] After dialing the emergency number in an unlocked device, auto-dial does not work.
643259	Incorrect information is displayed in the Participants screen when a far-end user unmutes a call.
624429	An incomplete Boss List is displayed on the screen when attempting to make an enquiry call.
664712	After entering an alpha numeric value to search for a user, a new dialpad screen opens.
628619	After discarding a call, the Delegates notification does not clear.
640882	[Multi call] The call switch option icon gets removed after switching from one call to another.
641002	The call recipient's name is not displayed in the title bar of the phone's Call screen.
658003	The read/unread calls are not differentiated from one another. The call counter doesn't reset after reading the latest unread entries.
659416	[CAP] The search history is available for a CAP user.
660911	[CAP] After dialing a number on the phone of a CAP-enabled user, the dial tone continues playing.
668447	[Application setting] The 'Third-party notices of use' notice option is missing in the 'About' screen.
588697	The 'Meetings' tab does not delete meeting objects completely; details relating to the last meeting still appear after deletion.
660675	[Intune – Company Portal] The Company Portal application occasionally doesn't launch after sign in and the phone screen gets stuck in a blue color.
477327	[Intune – Company Portal] When the user tries to sign in while the device is offline (network outage), the phone remains stuck on the Company Portal sign-in page.
675242	[Device Manager – Admin Agent] Several devices in Microsoft's Admin Portal are displayed as offline even though all are online and signed in.
634983	[Device Manager – Admin Agent] Admin Agent crashes randomly.

3.8.2.2 Device

Here are the device limitations that have been resolved in Version 1.1.92.

Table 3-14: Resolved Device Limitations in Version 1.1.92

Incident	Description
IPPAN-1077	[C450HD] The phone reports as Half-Duplex in Cisco Discovery Protocol (CDP) even though it's using Full Duplex.

3.9 Version 1.1.77

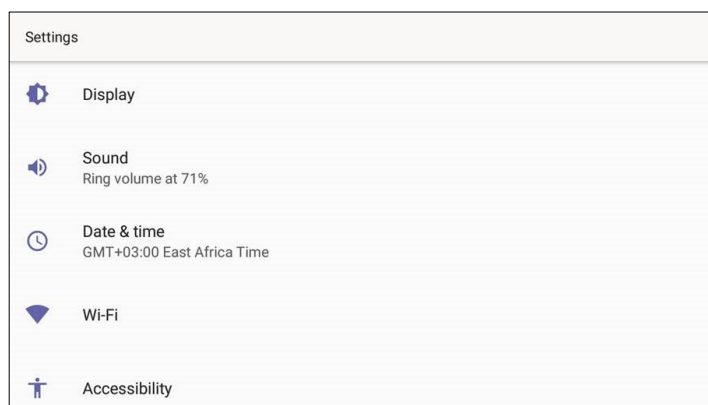


Note: Version 1.1.77 includes Microsoft Teams Version 1.0.94.2019082001.

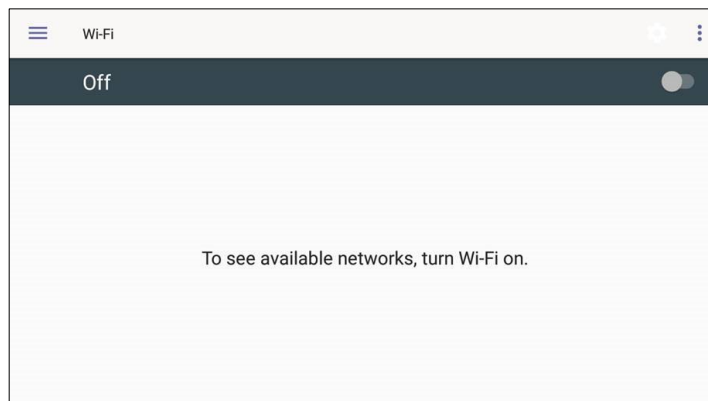
3.9.1 What's New in Version 1.1.77

- **C450HD Wi-Fi capability.** The phone can connect to an Access Point via Wi-Fi. To enable Wi-Fi, users must:

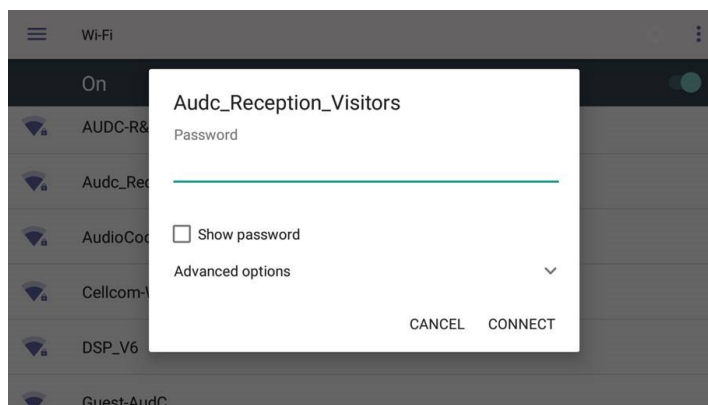
1. Access the Device Settings screen and select **Wi-Fi**.



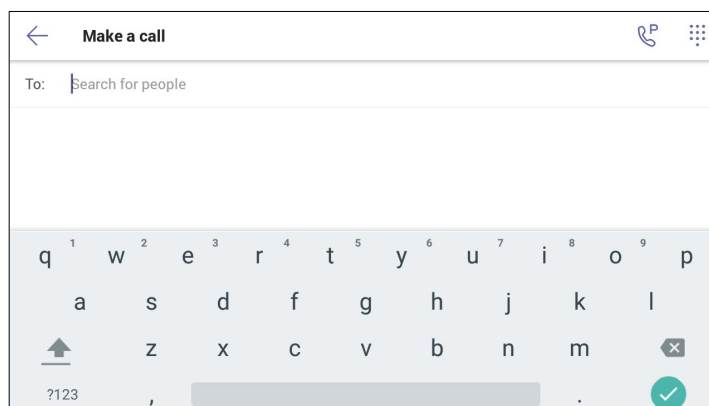
2. Switch Wi-Fi to **On** to view the list of possible SSIDs:




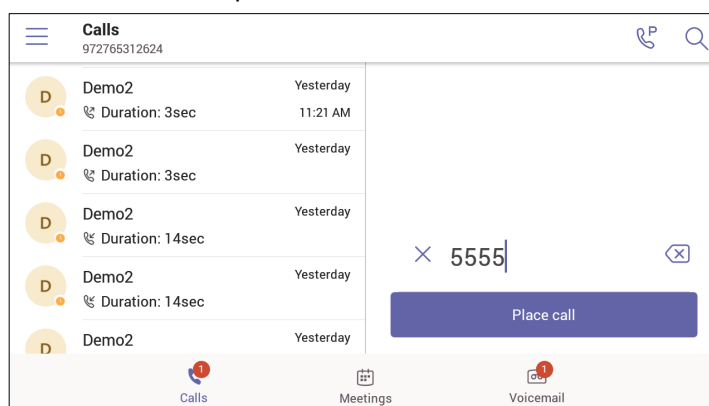
3. Select an SSID, configure the required credentials, and then touch **CONNECT**:



- **Support for an unrooted device.** Starting from this release, the C450HD device will no longer be defined as a 'rooted/jailbroken device'.
- **Upgrade to Microsoft Teams** version *MicrosoftTeams-2019082001.apk*. The new Teams version includes the following new features:
 - **Improved user dialing experience.** Here are some examples:
 - ◆ Touching the keypad icon located in the upper right corner of the screen shown in the figure below results in the phone activating the speaker, playing a dial tone and allowing the user to dial digits to make a call.



- ◆ After activating the speaker and then starting to dial a number, the user can touch the  key (shown in the figure below) if they decide they don't want to make the call; the speaker LED turns off.



- ◆ User experience was improved with **multiple incoming calls ringing** scenarios.
- ◆ Support for **Common Area Phone (CAP)** users who can sign in with a CAP account. See the next feature (below) for how to use TeamsIPPhonePolicy to correctly sign-in to the device as a CAP user.

- ◆ Support for **IP phone policies**. Using TeamsIPPhonePolicy, the following users can be created who can then sign in to the phone:
 - UserSignIn: All features are available, i.e., calls, meetings and voicemail
 - MeetingSignIn: Only meetings are available
 - CAP SignIn (SearchOnCommonAreaPhoneMode=Enabled): The user has calling and searching capability
 - CAP SignIn (SearchOnCommonAreaPhoneMode=Disabled): The user has calling capability
- The **Microsoft Admin agent** has been updated to version 49.
- **LLDP/CDP can be configured** via the Admin device settings.
- **Regional tone settings can be configured** from the Admin device settings.
- **Support for enterprise HTTP/S proxy servers** enabling phones in an enterprise to send packets via the enterprise's proxy server instead of sending packets directly to the server. The new support enables customers to leverage their proxy as security when accessing cloud services.

3.9.2 Resolved Limitations in Version 1.1.77

3.9.2.1 Teams Application

Here are the Teams application limitations that have been resolved in Version 1.1.77.

Table 3-15: Resolved Teams Application Limitations in Version 1.1.77

Incident	Description
586353	After cancelling an outgoing call, the Ring Back tone continues playing in the Teams application.
531541	The mute LED on the device does not reset when a second call is placed.
607976	After answering a call, the notification displayed in the screen is not updated if two calls are received and two notifications are displayed.
609373	The Teams application does not ring when a Teams Desktop Client user calls a Teams application user (device) and gets a Missed Call notification.
613475	The Teams application user is taking cached credentials while signing-in.

3.9.2.2 Device

Here are the device limitations that have been resolved in Version 1.1.77.

Table 3-16: Resolved Device Limitations in Version 1.1.77

Incident	Description
IPPAN-918	The Status bar line remains permanently displayed after receiving multiple incoming calls.
IPPAN-908	A delay of one second occurs when changing voice from the headset to the speaker.
IPPAN-937	[Device Settings] The phone displays the last known language in the Settings screen for 1~2 seconds.
IPPAN-938	Setting the screensaver type 'Photo Table' or 'Photo Frame' does not activate the device when pressing a numeric key or when touching the screen. Currently, the options to set 'Photo Table' and 'Photo Frame' as the screensaver are disabled.
IPPAN-944	[Device Settings] The Dark Theme is not functioning in the 'Setting Home' menu .

Incident	Description
IPPAN-948	[Device Settings] The phone does not display a pop-up error message when setting an invalid IP address.
IPPAN-947	[Device Settings] Dark Theme does not work in the language setting screen.
IPPAN-695	The phone locks itself when the lock timeout is reached even if it is not signed in.
IPPAN-957	The Teams application restarts when choosing the current language as the new language.
IPPAN-697	The phone speaker can't be enabled from the headset when the phone is in a call.
IPPAN-958	After changing VLAN Discovery Mode, the phone sometimes can't get an IP address without restarting the phone.
IPPAN-972	After canceling an outgoing call, the speaker LED does not switch off.
IPPAN-979	Partner Agent can't be installed separately.
IPPAN-980	The Teams application does not launch when the user power cycles the phone.
IPPAN-969	[HTTP Proxy] The phone doesn't re-download the proxy auto-config (PAC) file after reboot; a patch version is ready and can be made available on request.

3.9.3 Known Limitations in Version 1.1.77

3.9.3.1 Teams Application

Here are the Teams application limitations known to exist in Version 1.1.77.

Table 3-17: Known Teams Application Limitations in Version 1.1.77

Incident	Description
104016	In Direct Route mode, a PSTN number cannot be added to an existing call (to escalate the existing call to a conference call).
114402	[Dial pad activity] Switching on handset / headset / speaker mode after dialing the digits does not place the call; the user needs to touch the Place call softkey instead.
114808	[CAP user] When signing in using the phone as a CAP (Common Area Phone) user and then attempting to dial from the idle screen, the digits go directly to the Search area.
114404	[CAP user] After signing in as a CAP user, the main screen of the phone is aesthetically unsatisfactory and the user status is offline.
114406	[Voice mail] Occasionally, the phone incompletely displays the icon indicating an unread message.
115100	[Voice mail] The unread voice message count sometimes increases after deleting a message.
114407	When signing in, entering an incorrect Username or Password may cause the Company Portal application to get stuck.

3.9.3.2 Device

Here are the known device limitations in Version 1.1.77.

Table 3-18: Known Device Limitations in Version 1.1.77

Incident	Description
IPPAN-982	[Wi-Fi] A manual reconnection is required after rebooting (by accessing the Wi-Fi setting, selecting the required Service Set Identifier (SSID) and then touching the Connect key)
IPPAN-963	[Wi-Fi] When connecting to a Wi-Fi network's SSID with a Wired Equivalent Privacy (WEP 64), access is allowed after entering a password that is too short, but then the Connect key does not respond.
IPPAN-962	[Wi-Fi] The phone can't connect to Wi-Fi after inputting a new, correct password following inputting an incorrect one.
IPPAN-933	[Wi-Fi] The phone displays multiple lines of the same SSID.
IPPAN-899	On rare occasions, the Device Settings application doesn't respond.

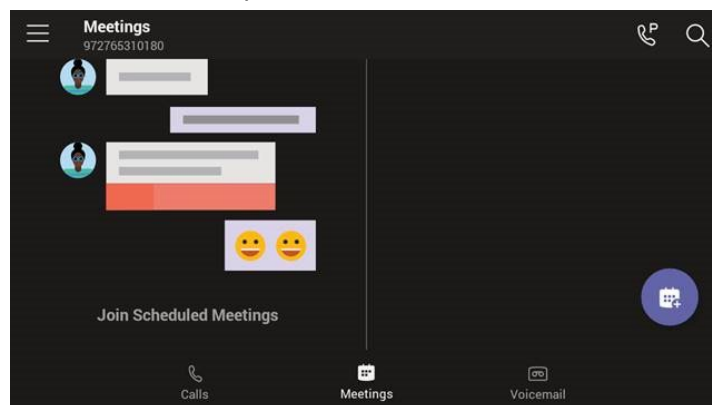
3.10 Version 1.0.69



Note: Version 1.0.69 includes Microsoft Teams Version 1.0.94.2019052106.

3.10.1 What's New in Version 1.0.69

- **Upgrade to Microsoft Teams** version *MicrosoftTeams-2019062601.apk*. For more information about the resolved limitations, see Section 2.2.2 below.
- **Dark Theme.** Example screen:



- **Link Layer Discovery Protocol (LLDP) and Cisco Discovery Protocol (CDP)** support, allowing directly connected LLDP and CDP-capable neighbors to advertise themselves and their capabilities to one another. The feature is enabled/disabled from SSH. By default, it is enabled.
- **A 'No Network' indication is displayed** in a locked screen if the network is down.
- **Voice quality was improved** after equalizer coefficients were added and the gains fine-tuned.

3.10.2 Known Teams Application Limitations in Version 1.0.69

Here are the Teams application limitations known to exist in Version 1.0.69.

Table 3-19: Known Teams Application Limitations in Version 1.0.69

Incident	Description
-	-

3.10.3 Resolved Device Limitations in Version 1.0.69

Here are the device limitations that have been resolved in Version 1.0.69.

Table 3-20: Resolved Device Limitations in Version 1.0.69

Incident	Description
IPPAN-828	After logging out from Teams, the speaker LED stays on.
IPPAN-838	The Teams application does not transition to the idle screen (Calls screen) after the far end PSTN user disconnects the call.
IPPAN-771	Some of the checkboxes in the Setting page have a circle which are meaningless and superfluous.
IPPAN-770	When pressing digits to dial after the phone's screensaver has been activated and/or after a prolonged idle period, double digits are outputted.
IPPAN-695	Even if it is not signed in, the phone locks itself when the lock timeout is reached.
IPPAN-689	The reset configuration action does not reset the language.

3.10.4 Known Device Limitations in Version 1.0.69

Here are the known device limitations in Version 1.0.69.

Table 3-21: Known Device Limitations in Version 1.0.69


Incident	Description
IPPAN-912	CDP/LLDP is disabled if the C450HD is restored via the 'Reset' configuration option.

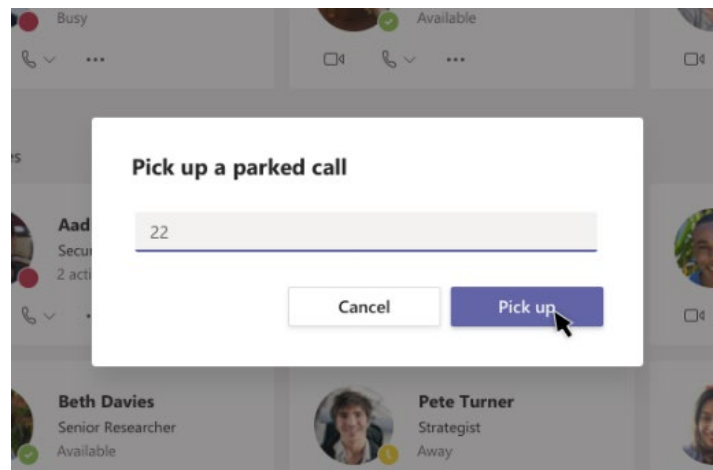
3.11 Version 0.314



Note: Version 0.314 includes Microsoft Teams Version 1.0.94.2019052106.

3.11.1 What's New in 0.314

- **Upgrade to Microsoft Teams** version *MicrosoftTeams-2019052106.apk* and **Company Portal** *com.microsoft.windowsintune.companyportal_20190204.apk*. For more information about the resolved limitations, see Section 3.11.3.1.
 - New Microsoft Teams capability allowing a user to **park a call**, i.e., put a call on hold, park it, receive from the Teams application a unique code, communicate the code to another user who can then pick up the call on their device.
 - ◆ The user on the other device touches a new **Call park**  icon displayed in their device's main Calls screen; the following screen opens:



- ◆ The user on the other device enters the code communicated to them and then touches the 'Pick up' button to pick up the call.
- A **Lock now** option has been added to the phone. Long-pressing the **x** button on the phone for three seconds displays it. To enable it, the phone must first be configured with the option to be locked, via the Settings menu > Security.
- The **phone can be accessed via SSH** (Secure Shell daemon). Although SSH access is opened by default, network administrators must know their user name and password (Default: 'admin' and '1234'). The new SSH support gives network administrators more debugging capabilities.
- **Remote Logging** (Syslog) is now supported in addition to the Device Diagnostics Logs that are collected via the Microsoft Admin Portal. Remote logging gives the same log level as the Device Diagnostics Logs with some additional information that may be relevant to *device* issues (not *Teams application* issues). The main difference between Syslog and the Device Diagnostics Logs is that the Device Diagnostics Logs are saved to the device's sdcard via the Microsoft Admin Portal and collected after the event, while Remote Logging (Syslog) collects logs in real time.
- The phone's Settings Language Wizard now displays the languages that users can select as the phone's user interface language, **in the names of the languages**, for example, **Español** is displayed to indicate the option to select Spanish as the phone's user interface language.
- The phone's **default sleep timeout is now by default set to 10 minutes**.
- The **Android Debug Bridge (ADB) command-line tool can be enabled** on the phone from the Admin Debug page. ADB is by default disabled.
- The following items in the Settings menu are newly modified:
 - Settings > More - options such as VPN, etc. were removed until they become available
 - Settings > Security - the **Power** button instantly locks
 - Settings > Languages and Input methods - the **Point Speed** option was removed
 - Settings > Sound - the **Do not disturb** option was removed
- Localization: The Device Settings menu fully supports the following languages:
 - Hebrew
 - German
 - Dutch
 - Spanish
 - Italian
 - German
 - French Canadian

3.11.2 Known Limitations in Version 0.314

3.11.2.1 Teams Application Limitations

Here are the Teams application limitations known to exist in Version 0.314:

Table 3-22: Known Teams Application Limitations in Version 0.314

Incident	Description
74557	Meeting participant phones' Meetings screen: The response of the meeting organizer is sometimes displayed as 'No response'; at other times, it's displayed as the organizer's Meetings screen instead of the participant's Meetings screen (AudioCodes issue IPPAN-413).
74556	If a participant accepts an invitation to a meeting, the screen showing that they accepted the meeting is inconsistent with the screen displayed on the participant's phone (AudioCodes issue IPPAN-412).
74392	After pressing the hard speaker key on the phone to initiate a call and then pressing the hard x key or touching the ← softkey to terminate the action, the phone does not close the speaker.
73378	The voicemail counter is not updated with new voice messages (AudioCodes issue IPPAN-370).
73318	[Voicemail] The user sometimes cannot play and pause voice messages (AudioCodes issue IPPAN-315).

3.11.2.2 Device Limitations

Here are the device limitations known to exist in Version 0.314:

Table 3-23: Known Device Limitations in Version 0.314

Incident	Description
IPPAN-430	On rare occasions, after performing Restore to Default, the phone displays abnormal characters and the screen undergoes rotation.

3.11.3 Resolved Limitations in Version 0.314

3.11.3.1 Teams Application Limitations

Here are the Teams application limitations that have been resolved in Version 0.314:

Table 3-24: Resolved Teams Application Limitations in Version 0.314

Incident	Description
76437	The Teams application stops after attempting to report an issue from the 'Settings' menu. A newer Teams application available in Microsoft Admin Portal resolves the issue.
74598	Canceled meetings are displayed in the 'Meetings' tab of the meeting organizer's phone (AudioCodes issue IPPAN-414).
74508	The virtual keyboard does not launch automatically after touching the icon to make a call.
74448	The phone displays abnormal characters in the screen after calls end (AudioCodes issue IPPAN-383).
73366	The phone displays a message such as 'The device is currently not enrolled in Microsoft Intune' while the phone has been logged (AudioCodes issue IPPAN-339).

Incident	Description
73363	After a call ends, the phone sticks for more than five minutes on the screen that is displayed (AudioCodes issue IPPAN-300).
-	Home tabs (Calls / Meetings / Voicemail) on rare occasions do not load after the phone is restarted; only the thin lines between the keys are visible. Workaround: Restart the phone (again). If the workaround does not succeed, perform Restore to defaults .
-	The Teams application may sporadically crash. In most cases, the phone is automatically recovered from this state.
-	The phone on rare occasions displays the message 'Admin agent stopped'. The phone is automatically recovered from this state.
481509	The Teams application crashes if the user selects 'Emergency call' in the phone's locked screen.
461304	No notification is displayed in the phone's screen to admit the user in the lobby.
475217	After ending a call, the Teams application may crash if the device's Settings screen is displayed.
474138	The Teams application crashes after selecting 'Learn more' in the Sign-in screen.
455960	The Teams application takes a long time to connect and shows the call roster when accepting a group call.
454145	Performance issues need to be fixed and general improvements need to be made.
455965	The user's name is cut off and partially displayed when a group call comes in.
455989	The soft keypad does not disappear from the phone's screen after pressing the Call Park icon and then canceling

3.11.3.2 Device Limitations

Here are the limitations that have been resolved in Version 0.314:

Table 3-25: Resolved Limitations in Version 0.314

Incident	Description
IPPAN-533	Users cannot configure the phone's lock timeout to be less than the screensaver timeout; if they do, the phone is locked and the screensaver doesn't function correctly.
IPPAN-442	The user is not automatically signed out after more than five incorrect PIN attempts.
IPPAN-321	The reset configuration does not function flawlessly.
IPPAN-629	The phone rejects incoming calls when voicemail is active.
IPPAN-633	The audio channel should not be USB headset when the speaker LED is lit.
IPPAN-687	The Microsoft Intune app is not given Runtime permission. This may cause sign in issues.
IPPAN-616	The phone immediately self-locks if an unlock is performed for a third time.
IPPAN-770	When initiating a call by quickly pressing the hard keys (to dial) when the phone is in idle mode (i.e., without first activating the phone speaker), duplicated digits occur. For example, when quickly pressing 123456, the output may be 12344556.

3.12 Version 0.225



Note: Version 0.256 includes Microsoft Teams Version 1.0.94.2018121201.

3.12.1 What's New in 0.225

This is the first version release of the C450HD IP phone for Microsoft Teams.

3.12.2 Known Limitations in Version 0.225

3.12.2.1 Teams Application Limitations

Here are the Teams application limitations known to exist in Version 0.225:

Table 3-26: Known Teams Application Limitations in Version 0.225

Incident	Description
76437	The Teams application stops after attempting to report an issue from the 'Settings' menu. A newer Teams application available in Microsoft Admin Portal resolves the issue.
74598	Canceled meetings are displayed in the 'Meetings' tab of the meeting organizer's phone (AudioCodes issue IPPAN-414).
74557	Meeting participant phones' Meetings screen: The response of the meeting organizer is sometimes displayed as 'No response'; at other times, it's displayed as the organizer's Meetings screen instead of the participant's Meetings screen (AudioCodes issue IPPAN-413).
74556	If a participant accepts an invitation to a meeting, the screen showing that they accepted the meeting is inconsistent with the screen displayed on the participant's phone (AudioCodes issue IPPAN-412).
74508	The virtual keyboard does not launch automatically after touching the icon to make a call.
74448	The phone displays abnormal characters in the screen after calls end (AudioCodes issue IPPAN-383).
74392	After pressing the hard speaker key on the phone to initiate a call and then pressing the hard x key or touching the ← softkey to terminate the action, the phone does not close the speaker.
73378	The voicemail counter is not updated with new voice messages (AudioCodes issue IPPAN-370).
73366	The phone displays a message such as 'The device is currently not enrolled in Microsoft Intune' while the phone has been logged (AudioCodes issue IPPAN-339).
73363	After a call ends, the phone sticks for more than five minutes on the screen that is displayed (AudioCodes issue IPPAN-300).
73318	[Voicemail] The user sometimes cannot play and pause voice messages (AudioCodes issue IPPAN-315).

* This issue is planned to be fixed in the next version release.

3.12.2.2 Device Limitations

Here are the device limitations known to exist in Version 0.225:

Table 3-27: Known Device Limitations in Version 0.225

Incident	Description
IPPAN-430	On rare occasions, after performing Restore to Default, the phone displays abnormal characters and the screen undergoes rotation.
IPPAN-533	Users cannot configure the phone's lock timeout to be less than the screensaver timeout; if they do, the phone is locked and the screensaver doesn't function correctly.

This page is intentionally left blank.

International Headquarters

1 Hayarden Street,
Airport City
Lod 7019900, Israel
Tel: +972-3-976-4000
Fax: +972-3-976-4040

AudioCodes Inc.

200 Cottontail Lane
Suite A101E,
Somerset, NJ 08873
Tel: +1-732-469-0880
Fax: +1-732-469-2298

Contact us: <https://www.audiocodes.com/corporate/offices-worldwide>

Website: <https://www.audiocodes.com/>

©2020 AudioCodes Ltd. All rights reserved. AudioCodes, AC, HD VoIP, HD VoIP Sounds Better, IPmedia, Mediant, MediaPack, What's Inside Matters, OSN, SmartTAP, User Management Pack, VMAS, VolPerfect, VolPerfectHD, Your Gateway To VoIP, 3GX, VocaNom, AudioCodes One Voice, AudioCodes Meeting Insights, AudioCodes Room Experience and CloudBond are trademarks or registered trademarks of AudioCodes Limited. All other products or trademarks are property of their respective owners. Product specifications are subject to change without notice.

Document #: LTRT-08487

