

RXV81 | RXV200 MTRs on Android RX-PAD Meeting Room Controller

Version 2.2.335



Table of Contents

1	Introduction	9
1.1	RXV81.....	9
1.1.1	Highlights	9
1.1.2	Benefits	10
1.1.3	Hardware Features	10
1.1.4	Bundles.....	10
1.1.5	Specifications.....	11
1.2	RXV200.....	12
1.2.1	Highlights	13
1.2.2	Benefits	13
1.2.3	Bundles	13
1.2.3.1	RXV200-B40 Bundle	15
1.2.3.2	RXV200-B20 Bundle	15
1.2.4	Hardware	16
1.2.5	Management.....	16
1.2.6	Specifications.....	16
1.2.6.1	RX15.....	18
1.2.6.2	RXVCAM50M	19
1.3	RX-PAD.....	20
1.3.1	Highlights	20
1.3.2	Specifications.....	20
2	Version 2.2.335	21
2.1	What's New	21
2.1.1	Resolved Limitations in Version 2.2.335	21
2.1.1.1	Device.....	21
2.1.1.2	Teams Application	22
2.1.2	Known Limitations in Version 2.2.335	22
2.1.2.1	Teams Application.....	22
2.1.2.2	Device.....	22
3	Previous Releases.....	25
3.1	Version 2.2.311	25
3.1.1	What's New.....	25
3.2	Resolved Limitations in Version 2.2.311	32
3.2.1	Device	32
3.2.2	Teams Application	33
3.2.3	Known Limitations in Version 2.2.311	33
3.2.3.1	Teams Application.....	33
3.2.3.2	Device.....	33
3.3	Version 2.0.369	35
3.3.1	What's New.....	35
3.4	Resolved Limitations in Version 2.0.369	36
3.4.1	Device	36
3.5	Known Limitations in Version 2.0.369	37
3.5.1	Teams Application	37
3.5.2	Device	37
3.6	Version 2.0.300	39
3.6.1	What's New.....	39
3.6.1.1	Resolved Limitations in Version 2.0.300	41
3.6.1.2	Known Limitations in Version 2.0.300	41
3.7	Version 2.0.264	44

3.7.1	What's New.....	44
3.8	Version 1.19.341	46
3.8.1	What's New.....	46
3.8.1.1	Resolved Limitations in Version 1.19.341	48
3.8.1.2	Known Limitations in Version 1.19.341	49
3.9	Version 1.18.349	49
3.9.1	What's New.....	49
3.9.1.1	Resolved Limitations in Version 1.18.349	49
3.9.1.2	Known Limitations in Version 1.18.349	50

List of Tables

Table 1-1: RXV81 Bundles	10
Table 1-2: Specifications	11
Table 1-3: RXV200 Bundles	13
Table 1-4: RXV200 Specifications.....	16
Table 1-5: RX15 Specifications	18
Table 2-1: Resolved Device Limitations	21
Table 2-2: Resolved Teams Limitations	22
Table 2-3: Known Teams Application Limitations in Version 2.2.335	22
Table 2-4: Known Device Limitations in Version 2.2.335	22
Table 3-1: Resolved Device Limitations	32
Table 3-2: Resolved Teams Limitations	33
Table 3-3: Known Teams Application Limitations in Version 2.2.311	33
Table 3-4: Known Device Limitations in Version 2.2.311	33
Table 3-5: Resolved Device Limitations	36
Table 3-6: Known Teams Application Limitations in Version 2.0.369	37
Table 3-7: Known Device Limitations in Version 2.0.369	37
Table 3-8: RX-PAD Interface Description.....	40
Table 3-9: RX-PAD Specifications	41
Table 3-10: Resolved Device Limitations	41
Table 3-11: Known Teams Application Limitations in Version 2.0.300	41
Table 3-12: Known Device Limitations in Version 2.0.300	42
Table 3-13: Examples of Settings across 'Personal account' and 'Shared account'	44
Table 3-14: Resolved Device Limitations	48
Table 3-15: Known Teams Application Limitations in Version 1.19.341	49
Table 3-16: Known Device Limitations in Version 1.19.341	49
Table 3-17: Resolved Device Limitations	50
Table 3-18: Known Teams Application Limitations in Version 1.18.349	50
Table 3-19: Known Device Limitations in Version 1.18.349	50

This page is intentionally left blank.

Notice

Information contained in this document is believed to be accurate and reliable at the time of printing. However, due to ongoing product improvements and revisions, AudioCodes cannot guarantee accuracy of printed material after the Date Published nor can it accept responsibility for errors or omissions. Updates to this document can be downloaded from <https://www.audiocodes.com/library/technical-documents>.

This document is subject to change without notice.

Date Published: Nov-12-2023

WEEE EU Directive

Pursuant to the WEEE EU Directive, electronic and electrical waste must not be disposed of with unsorted waste. Please contact your local recycling authority for disposal of this product.

Customer Support

Customer technical support and services are provided by AudioCodes or by an authorized AudioCodes Service Partner. For more information on how to buy technical support for AudioCodes products and for contact information, please visit our website at <https://www.audiocodes.com/services-support/maintenance-and-support>.

Stay in the Loop with AudioCodes



Abbreviations and Conventions

Each abbreviation, unless widely used, is spelled out in full when first used.

Related Documentation

Document Name
RXV81 MTR on Android Video Collaboration Bar with RX-PAD or RCU Quick Guide
RXV200 MTR for Android Room Compute Quick Guide
Pairing RX-PAD with Teams Rooms on Android AudioCodes Devices
One Voice Operation Center (OVOC) User's Manual
Device Manager Administrator's Manual

Documentation Feedback

AudioCodes continually strives to produce high quality documentation. If you have any comments (suggestions or errors) regarding this document, please fill out the Documentation Feedback form on our website at <https://online.audiocodes.com/documentation-feedback>.

This page is intentionally left blank.

1 Introduction

1.1 RXV81

AudioCodes' RXV81 is a standalone Microsoft Teams Rooms (MTR) on Android™ video bar that takes advantage of plug-and-play simplicity to deliver a familiar and exceptionally productive Microsoft Teams meeting experience.

Outstanding image clarity and enhanced voice quality ensure remote participants can see and hear everyone in the room and can also participate in full Teams video and content sharing sessions.

The RXV81 stands out with its video and audio capabilities, embedded speaker and a 6-element microphone array, as well as Full HD and ePTZ with 5x zoom. These combine seamlessly to make every meeting interactive and personable.

Stylishly designed and quick to set up, the RXV81 is by default a standalone MTR specifically designed for huddle rooms and small shared rooms, as well as for managers' and executives' personal offices in today's busy hybrid workplaces. When used as a standalone MTR, video and sharing are displayed on the TV screen and meetings are controlled via AudioCodes' RX-PAD Meeting Room Controller or the remote control (RC).

In addition to standalone mode, the RXV81 can be used in ad hoc peripheral mode. In this mode, customers connect the RXV81 to a BYOD (Bring Your Own Device) (PC/laptop) running a UC client; the BYOD displays meeting video and content and meetings are controlled via the BYOD (join, accept, manage participants). Audio/video (camera ePTZ, mic mute) can be controlled via the UC client or the RC (camera on / off, mute, volume).

Deployment is straightforward with a robust bracket mount and minimal cable connections.

The RXV81 is supported by AudioCodes' Device Manager, a plugin of the AudioCodes One Voice Operations Center (OVOC), allowing IT managers to remotely oversee and upgrade all deployed devices with ease from anywhere.

1.1.1 Highlights

RXV81 feature highlights:

- **Plug-and-Play Simplicity for Fast Setup.**
An easy-to-use mounting element and minimal cable connections enable quick and simple deployment.
- **[Optional] RX-PAD Meeting Room Controller**
- **[Optional] Unique Bluetooth Remote Control (RC).**
Leverages Bluetooth for full control and bi-directional communication. Intuitive. Illuminated 'Mute' and 'Teams' buttons.
- **Intuitive Meeting Experience.**
Fast access to meetings with one click to join using Microsoft Teams Room Android.
- **High Quality Video and Audio.**
Outstanding Full HD image clarity and superb surround sound ensures that everyone in the meeting room is seen and heard.
- **Wide-angle 4K Camera (12M Storage)**
Covers a 110° viewing angle capturing every seat in the room even in tight spaces with challenging lighting conditions. D: 120°/ H: 110°/ V: 75°
- **Easy to Manage from Anywhere.**
Enhance the meeting experience with centralized device management and monitoring from any location.

■ **Peripheral Mode.**

The RXV81 can be used on an ad hoc basis as a USB A/V peripheral for any UC client.

1.1.2 Benefits

- Intuitive meeting experiences with one click to join using the Microsoft Teams Rooms on Android application.
- An easy-to-use mounting element and minimal cable connections enable quick and simple deployment.
- Superior audio via a full-room pickup with no need for an additional external USB microphone or speaker.
- Effortlessly manage meetings using the dedicated Bluetooth remote control or RX-PAD Meeting Room Controller.
- Managed using AudioCodes' One Voice Operations Center (OVOC) Device Manager or Microsoft's Teams admin center (TAC).

1.1.3 Hardware Features

- The RXV81 can be used on an ad hoc basis as a USB A/V peripheral for any UC client
- Wide-angle lens with 110° field of view (FoV) covers every seat in the meeting room. D: 120° / H: 110° / V: 75°
- Adjustable camera position with ePTZ support - 5x zoom - digital 5x zoom in. Manually vertically (up/down) adjustable $\pm 15^\circ$.
- 6-element microphone array with 4.5 m pickup range for mid-size rooms and a 10W speaker for superb sound
- Stylish design and finish.
- Built-in dual band Wi-Fi and Bluetooth.
- High Dynamic Range (HDR) automatically ON - Wide Dynamic Range (WDR).

1.1.4 Bundles

The RXV81 is available in two bundles.

Table 1-1: RXV81 Bundles

Name of Bundle	Details
TEAMS-RXV81	<ul style="list-style-type: none"> ■ Managers offices ■ RXV81 main unit ■ Smart BT Remote Controller
TEAMS-RXV81-B10	<ul style="list-style-type: none"> ■ Shared rooms ■ 5-6 participants ■ RX-PAD Meeting Room Controller

1.1.5 Specifications

The following table shows the RXV81 specifications.

Table 1-2: Specifications

Feature	Details
Video capabilities	<ul style="list-style-type: none"> ▪ Ultra HD 4k image sensor ▪ Super-wide angle horizontal field of view: 110° ▪ Lens: Fixed focus ▪ ePTZ capable, digital 5x zoom in ▪ Output resolution: 1080p ▪ Frame rate: 30 fps ▪ Manually adjustable, vertically (up/down) $\pm 15^\circ$ ▪ High Dynamic Range (HDR) automatically ON - Wide Dynamic Range (WDR).
Audio	<ul style="list-style-type: none"> ▪ Full duplex, noise suppression, acoustic Echo Cancellation, voice separation ▪ 6x beamforming microphone array ▪ Voice pickup range: 4.5m (15ft) ▪ 10W speaker
Device Interfaces	<ul style="list-style-type: none"> ▪ HDMI output to TV ▪ Power/reset button ▪ USB 3.0 Type A (host) marked 1 to allow touch LCD or connectivity to wireless KB via BT USB dongle ▪ Ethernet: 10/100/1000 Mbps (RJ-45) network interface ▪ USB2.0 Type-C (device) marked 2 to connect to PC/MAC BYOD device (peripheral mode) ▪ 3 status LEDs indicating camera on/off, mute on, call state, device health ▪ Wi-Fi (dual band support) ▪ Bluetooth 5.0 ▪ 12V/3A DC power input ▪ Bluetooth managed remote controller
Network Provisioning	<ul style="list-style-type: none"> ▪ TCP/IP (IPv4), DHCP/ static IP; Time and date synchronization via SNTP; VLAN support; QoS support: IEEE 802.1p/Q tagging (VLAN) ▪ Layer 3 TOS and DSCP RTCP support: (RFC 1889) ▪ IP address configuration: TCP/IP (IPv4), DHCP/static IP Time and date synchronization: SNTP ▪ QoS support: IEEE 802.1p/Q tagging (VLAN), Layer 3 TOS and DSCP RTCP support: (RFC 1889)
OS	<ul style="list-style-type: none"> ▪ Android 12
Security	<ul style="list-style-type: none"> ▪ Encryption: TLS (Transport Layer Security), SRTP encryption for media, AES256 ▪ Network Access Control: IEEE 802.1x ▪ Built-in certificate
Management	<ul style="list-style-type: none"> ▪ AudioCodes Device Manager, a plugin of AudioCodes One Voice Operations Center (OVOC)
Microsoft Teams Features (Android MTR)	<ul style="list-style-type: none"> ✓ Calendar integration (with meeting preview) and one click to join Teams meetings ✓ Meet now option ✓ Simple sign-in interface from browser or smartphone with a code

Feature	Details
	<ul style="list-style-type: none"> ✓ 'Direct guest join' to allow joining a third-party meeting ✓ 'Cast info' from mobile to the RXV81 screen over Bluetooth ✓ 'Room remote' using Teams mobile app allowing to control the RXV81 ✓ Remote sign-out from Microsoft Teams admin center (TAC). ✓ Hide names and meeting titles for individual devices ✓ Meeting stage ✓ Multi-spotlight ✓ Docked meeting controls ✓ Reactions ✓ Control camera/mic for attendees ✓ Live Captions in regular one-on-one calls and in Teams meetings ✓ Whiteboard support when signed in with personal account (short term roadmap for whiteboard support with room account) ✓ Multi-cloud sign-in support ✓ Remote provisioning and sign-in from TAC
RXV81 Device Feature Set	<ul style="list-style-type: none"> ▪ Camera settings with different privileges for user and Admin ▪ In idle (Admin) and during a call/meeting (all users), long-pressing the camera button on the RC allows: <ul style="list-style-type: none"> ✓ Defining/editing a new preset ✓ Moving to different presets ✓ Changing all settings options ▪ Video quality: Resolution of 1080p on the decoder side and 720p on the encoding side ▪ RXV81 integration with AudioCodes OVOC-DM ▪ RXV81 Alerts to AudioCodes OVOC-DM: <ul style="list-style-type: none"> ✓ Notification sent to screen/TV and to Device Manager if Remote Control is disconnected or if it's malfunctioning ✓ Notification sent to screen/TV and to Device Manager if Remote Control battery voltage level falls low, indicating what percentage level remains unused ✓ Remote Control flashes if the connection to the RXV81 fails. ▪ Camera frequency set per power supply: <ul style="list-style-type: none"> ✓ 110V – 60Hz ✓ 220V – 50Hz ▪ Shortcut keys for administrators to manually perform recovery operations ▪ Ad-Hoc Peripheral Mode allows connecting the RXV81 via USB to the PC as a peripheral device (Feature in Preview)

1.2 RXV200

The enterprise workspace and meeting space have changed dramatically over the past decade. Virtually all our communication today is hybrid, involving both on-site participants gathered in one or more meeting rooms and online participants located in their home offices or on the go. Modern meeting devices must be adaptable enough to accommodate any room size or shape, while minimizing the number of table-mounted accessories and devices apart from a microphone and a meeting room controller like the AudioCodes RX-PAD.

To meet this specific need, AudioCodes has created a range of RXV200 bundles which function as Microsoft Teams Rooms on Android devices.

The AudioCodes RXV200 Android compute MTR is a robust, dependable and adaptable solution that enables an easy upgrade of any component within the meeting room, thereby facilitating the adoption of new and advanced devices to keep up with latest technology trends without excessive expenditure. Together with the RX-PAD meeting controller, it provides an easy meeting room experience that significantly boosts productivity.

This Android compute MTR unit serves as the meeting room's nerve center and sits at the heart of the RXV200-B20 and RXV200-B40 bundles. It can be connected to a variety of cameras, audio sources and advanced AI applications.

Controlled by AudioCodes' RX-PAD Meeting Room Controller, the RXV200 offers innovative features such as one-click-to-join with an integrated calendar for easy collaboration initiation, smooth content sharing and simple camera adjustments for a complete hybrid experience.

See also AudioCodes website [here](#) for additional information.

1.2.1 Highlights

RXV200 feature highlights are:

- Multiple device support for mix-and-match adaptability
- Reliable Android compute unit for every room configuration
- Simple deployment and management
- Cost-effective and value for money
- Allows future addition and upgrade of peripherals (mix-and-match of video and audio devices)
- Comprehensive support for Microsoft Teams features is provided for a complete hybrid collaboration
- Intuitive meeting experience with calendar integration and click-to-join or proximity-join experience

1.2.2 Benefits

- Superb video quality provided by AudioCodes's RXVCam50 AI camera (HD, 4K, auto framing, EPTZ)
- Hear and be heard with crystal-clear sound
- Human sensor for activating the system and welcoming the user upon proximity
- An optimal solution for small to large meeting spaces
- Optional centralized management with AudioCodes' OVOC
- Fully controllable by the RX-PAD Meeting Room Controller center-of-room intelligent touch controller

1.2.3 Bundles








The RXV200 supports multiple devices for mix-and-match adaptability and simplified deployment and management.

RXV200 bundles provide a reliable solution for every room layout and allow easy meeting room component upgrades.

The RXV200 is available in three main bundles.

Table 1-3: RXV200 Bundles

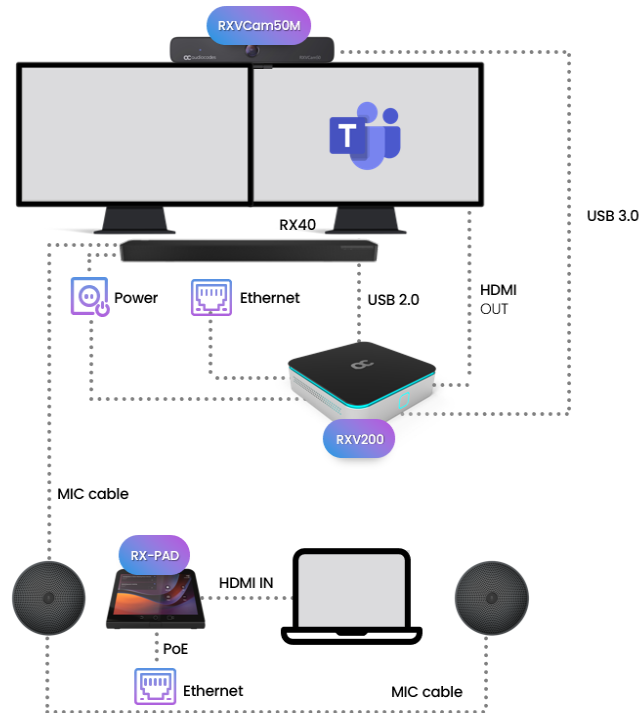
Name of Bundle	Details	Peripherals
RXV200-B05	<ul style="list-style-type: none">■ Connects to an existing audio-video conference system; enables the integration of existing conference room AV systems with Microsoft Teams by leveraging the functionality of RX-PAD Room Controller■ Any room size■ Any number of users	-

Name of Bundle	Details	Peripherals
RXV200-B20	<ul style="list-style-type: none"> With its HD wide-angle camera and table-mounted speaker, this bundle is ideal for small rooms of up to 10 users RX-PAD Room Controller RXVCam50M (4K Camera, x10 digital zoom, Auto Framing, 100° field of view) RX15 (2.5m pick-up radius) See schematic diagram below 	  
RXV200-B40	<ul style="list-style-type: none"> With its HD wide-angle camera and a powerful Audio Bar with two satellite microphones, this bundle is targeted at large rooms of up to 16 users RX-PAD Room Controller RXVCam50M (4K Camera, x10 digital zoom, Auto Framing, 100° field of view) RX40 audio bar (with 2 satellite mics covering a pickup radius of up to 8m pickup) See schematic diagram below 	   

1.2.3.1 RXV200-B40 Bundle

The figure below illustrates the RXV200-B40 bundle.

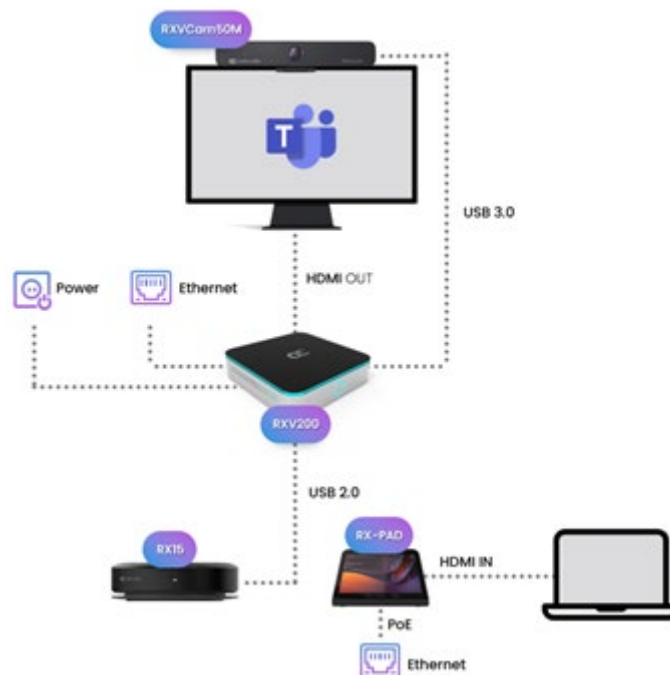
Figure 1-1: RXV200-B40



1.2.3.2 RXV200-B20 Bundle

The figure below illustrates the RXV200-B20 bundle.

Figure 1-2: RXV200-B20



1.2.4 Hardware

The RXV200's plug-and-play simplicity makes it easy to connect a screen, sound system and AI camera with auto-framing to simplify Microsoft Teams physical whiteboard sharing, all controlled by a meeting room controller. [RXVCam10-CC Content Camera will be supported in the future].

- HDMI-In enables participants to share their desktop during a meeting via a simple cable connection
- 1x USB C and 2x USB A to connect camera and audio peripherals

1.2.5 Management

RXV200 bundles are managed using AudioCodes' One Voice Operations Center (OVOC) Device Manager or Microsoft's Teams admin center (TAC), enabling IT admins to monitor and upgrade the devices from anywhere. Using OVOC, IT admins can easily monitor and manage all bundled devices from a centralized location. Management includes:

- Firmware management / upgrade
- Alarm management
- Upgrade the MTR APK

1.2.6 Specifications

The powerful RXV200 Android compute unit is suited to every room configuration. The device supports:

- Multiple cameras
 - Modular design allows connecting any current and future peripherals
 - Superb video quality provided by AudioCodes's RXVCam50M camera (HD, 4K, auto framing, EPTZ)
- Dual screen support
- Any sort of audio
 - Hear and be heard with crystal-clear sound using the RX40 sound bar or RX15 speakerphone
- Advanced AI capabilities
- Fully controllable by RX-PAD center-of-room intelligent touch controller
- RX-PAD includes proximity sensor for activating the system and welcoming users
- HDMI-In enables participants to share their desktop content during a meeting via a simple cable connection

The table shows RXV200 specifications.

Table 1-4: RXV200 Specifications

Feature	Description
Camera inputs	<ul style="list-style-type: none"> ■ 2 X 4K simultaneous camera inputs
HDMI outputs	<ul style="list-style-type: none"> ■ 2 X HDMI1.4 output to external screens
HDMI input types	<ul style="list-style-type: none"> ■ HDMI 2.0 Ingest (including audio)
Network provisioning	<ul style="list-style-type: none"> • TCP/IP (IPv4), DHCP/ static IP; Time and date synchronization via SNTP; VLAN support; QoS support: IEEE 802.1p/Q tagging (VLAN) • Layer 3 TOS and DSCP RTCP support: (RFC 1889) • IP address configuration: TCP/IP (IPv4), DHCP/static IP; Time and date synchronization: SNTP

Feature	Description
	<ul style="list-style-type: none"> QoS support: IEEE 802.1p/Q tagging (VLAN), Layer 3 TOS and DSCP RTCP support: (RFC 1889)
Performance	<ul style="list-style-type: none"> PROCESSOR Snapdragon™ QCS8250 MEMORY LPDDR5, 8G STORAGE UFS3.1, 128G GRAPHICS Adreno™ 650
Device interfaces	<ul style="list-style-type: none"> Ethernet: 10/100/1000 Mbps (RJ-45) network interface Wi-Fi (dual band support) Support 802.11 a/b/g/n/ac/ax Bluetooth 5.1 Proximity join and casting via Bluetooth 3 x USB interfaces – 2 USB3 Type A, 1 USB-C 2 x HDMI out interfaces 1 x HDMI in 12V/3A DC power input
Wi-Fi type	<ul style="list-style-type: none"> Dual band Wi-Fi
USB port types	<ul style="list-style-type: none"> One USB-C connector and two USB-A connectors for audio peripherals
Android version	<ul style="list-style-type: none"> Android 10 (Android 13 in H2/2023)
Chipset type	<ul style="list-style-type: none"> Latest chipset from QUALCOMM for video/conf applications
OS	<ul style="list-style-type: none"> Android 12
UC platform support highlights	<p>Microsoft Teams Room for Android application with:</p> <ul style="list-style-type: none"> Intuitive meeting experience with calendar integration and click-to-join or proximity-join experience Ad hoc USB A/V peripheral for any UC client
Security	<ul style="list-style-type: none"> Encryption: TLS (Transport Layer Security), SRTP encryption for media, AES256 Network Access Control: IEEE 802.1x Built-in certificate Kensington Lock for security measures
Design	<ul style="list-style-type: none"> DIMENSIONS (W X D X H) 170 x 170 x 41.3 mm WEIGHT 0.75 kg
Manageability	<ul style="list-style-type: none"> AudioCodes One Voice Operation Center (OVOC)

1.2.6.1 RX15

Following are the RX15 specifications.

Table 1-5: RX15 Specifications

Feature	Description
Connectivity	
USB	USB 2.0
Microphone	
Pickup distance	2.5 meters radius
Microphone	6 element microphone array
Frequency	150Hz~8kHz
Sensitivity	38dBV
Signal-to-noise ratio	65dB
Speaker	
Maximum sound pressure level	80dB SPL at 1m
Distortion	$\leq 4\%$ @150Hz~16kHz
Signal-to-noise ratio	$\geq 75\text{dB}$ at 1m
Frequency response	150Hz~16kHz
Interfaces	
Buttons	6 (Power, Answer/Hang Up, Mute, Bluetooth, Volume +, Volume -)
Indicator light	Power, Volume, Bluetooth, Mute, Answer/Hang Up
Other parameters	
Device weight	395gr
Dimensions	120mm x 35.2mm
Storage temperature	-20°C to 65°C

1.2.6.2 RXVCAM50M

Following are the RXVCAM50M specifications.

Feature	Description
Camera	
Image Sensor	1/2.5 inch high quality 4K CMOS sensor
Effective Pixels	8.28MP, 16:9
Video Output	USB3.0, Type B.
Video Resolution	3840×2160 @30fps, 1920×1080P @30fps/25fps, 1280×720P@30fps/25fps Sub stream: 1280×720P @30fps/25fps, 640×480P @30fps/25fps, 320×172P @30fps/25fps
Angle of View	102°(D) / 100°(H) / 64°(V)
Focal Length	f=2.26mm
Aperture	F1.8
Minimum Illumination	0.1Lux (F1.8, AGC ON)
Digital Zoom	10x
DNR	2D & 3D DNR
PTZ Control	Supports ePTZ
Input Voltage	DC 5V
Input Current	1A (Max)
Power Consumption	5W (Max)
Store Temperature	-10°C~+60°C
Store Humidity	20%~90%
Working Temperature	-10°C~+50°C
Working Humidity	20%~80%
Dimensions	220mm x 93.75mm x 56.5mm

1.3 RX-PAD

AudioCodes' RX-PAD Meeting Room Controller is a center-of-room intelligent touch controller that provides quick and complete access to AudioCodes meeting room solutions. It enables capabilities such as one-click collaboration initiation with an integrated calendar, simple content sharing and camera adjustments, and much more, all while retaining a modest footprint on the conference room table.

RX-PAD leverages plug-and-play simplicity to provide a productive and familiar Microsoft Teams meeting experience, requiring only a PoE cable for quick installation. This cable is inserted into a cleverly designed compartment that prevents it from being accidentally disconnected by a meeting participant.

RX-PAD available as a bundle with:

- RXV81 MTR on Android Video Collaboration Bar
- RXV200 MTR on Android Compute

1.3.1 Highlights

For more information, see [here](#).

1.3.2 Specifications

Feature	Specification
Display	Landscape Touch 8" LCD (1280 x 720 resolution)
Device interfaces	<ul style="list-style-type: none"> • Ethernet: 10/100/1000 Mbps (RJ-45) network interface (PoE) • Dual-band Wi-Fi and Bluetooth • 12V/2A DC power input • Proximity Sensor (see previous table for description)
Network provisioning	<ul style="list-style-type: none"> • TCP/IP (IPv4), DHCP/ static IP; Time and date synchronization via SNTP; VLAN support; QoS support: IEEE 802.1p/Q tagging (VLAN) • Layer 3 TOS and DSCP RTCP support: (RFC 1889) • IP address configuration: TCP/IP (IPv4), DHCP/static IP Time and date synchronization: SNTP
OS	Android 12
UC platform support highlights	<ul style="list-style-type: none"> • Intuitive meeting experience with calendar integration and click-to-join meetings or proximity join experience • Easy-to-use touch controller for meeting management

2 Version 2.2.335

2.1 What's New



Note:

- Version 2.2.335 of RXV81 (bundled with RX-PAD) and RXV200 (bundled with RX-PAD) includes Microsoft Teams app (U2) version 2023062301. For a list of new features / resolved limitations in the app, go [here](#).
- To update to version 2.0.369 and later (2.2.x for example), the RXV81 must have version 1.18.361 or later. Devices with older versions can use 1.19.341 as an intermediate version and then proceed to 2.0.369 or later.

- Version 2.2.235 includes only fixes (Resolved Limitations).
- Version 2.2.235 does not include new apps or new features.



Note:

- MTRA = Microsoft Teams Room for Android
- 'MTRA' in this guide refers to both RXV81 | RXV200

2.1.1 Resolved Limitations in Version 2.2.335

2.1.1.1 Device

Table 2-1: Resolved Device Limitations

Incident	Description
IPPAN-10916	[RXV81] On rare occasions, RXV81 SSH is inaccessible and Teams might also get stuck.
IPPAN-10795	[RXV200] The RXVCam50 camera stops functioning after plugging in / unplugging several times and switching between USB ports of the USB cable.
IPPAN-11178	[RXV200/RXV81 with RX-PAD] The camera's Auto Framing feature does not turn off when building presets.
IPPAN-10926	[RXV200] Flickering HDMI OUT while HDMI IN is connected on a CE65GA TV screen.
IPPAN-10967	[RXV200] The 'No Camera available, closing...' popup does not disappear after closing the Camera Settings from RX-PAD.

2.1.1.2 Teams Application

Table 2-2: Resolved Teams Limitations

Incident	Description
-	-

2.1.2 Known Limitations in Version 2.2.335

2.1.2.1 Teams Application

Here are the known Teams application limitations in Version 2.2.335

Table 2-3: Known Teams Application Limitations in Version 2.2.335

Incident	Description
IPPAN-5082	When using right-to-left languages (Hebrew, for example), the soft dial pad and displayed dial string are reverted.
IPPAN-2510	An incorrect date format is displayed when the current language is Simple Chinese.
-	In some cases, signing in as user B after the device was used by user A does not proceed flawlessly. Restore to default is consequently recommended after signing out.
IPPAN-10817	[MTR on Android] There is no video in third-party Webex meetings.
IPPAN-10643	[RX-PAD] There's a delay on RX-PAD when you answer a call. It's immediately displayed on the monitor but on RX-PAD the answering and call menus are still displayed after two to four seconds.

2.1.2.2 Device

Here are the known device limitations in Version 2.2.335.

Table 2-4: Known Device Limitations in Version 2.2.335

Incident	Description
IPPAN-10679	When updating the device from Microsoft TAC, there is no download progress bar pop-up indication; the indication is presented when the device update starts. The issue has been fixed and is set for the next version release.
IPPAN-10371	[RX-PAD] The camera doesn't resume the previous PTZ setting after enabling and disabling Auto-Framing from RX-PAD. The issue has been fixed and is set for the next version release.
IPPAN-10853	[RXV200] If the RXVCam50 was connected while RXV200 was already turned on, the Auto Framing option might not function. The issue has been fixed and is set for the next version release.
IPPAN-9492	[RXV200] When both HDMI-OUT ports are connected, touching the screen doesn't function.
IPPAN-10549	[RXV81 ad hoc peripherals] On certain occasions, a single press of the volume keys (+ or -) may result in the volume changing by more than one increment. The issue has been fixed and is set for the next version release.

Incident	Description
IPPAN-10638	[RXV81 ad hoc peripherals] On certain occasions, pressing the mute key to mute or unmute results in the 'mute' function not responding. The issue has been fixed and is set for the next version release.
IPPAN-10871	[RXV81 ad hoc peripherals] Editing a temporary preset via the Camera Settings page is not possible. The issue has been fixed and is set for the next version release.
IPPAN-10659	[RXV81 ad hoc peripherals] At times during conversations, RXV81 audio may experience occasional instability, leading to brief interruptions in voice communication with remote parties
IPPAN-10873	[RXV81 + RCU] On certain occasions, a 'Remote Control is not connected' popup is erroneously displayed, though the RCU functions well. The issue has been fixed and is set for the next version release.
IPPAN-10883	[RXV200 HDMI-IN] In HDMI-ingest mode, the PC audio device is shown as Yamaha CS-800 (RXV200 chip vendor).
-	[RXV200 HDMI-IN] In HDMI-ingest mode, the PC audio volume is not synchronized with the RXV200 audio peripheral device.

This page is intentionally left blank.

3 Previous Releases

3.1 Version 2.2.311

3.1.1 What's New



Note:

- Version 2.2.311 of RXV81 (bundled with RX-PAD) and RXV200 (bundled with RX-PAD) includes Microsoft Teams app (U2) version 2023062301. For a list of new features / resolved limitations in the app, go [here](#).
- Version 2.2.311 of RX-PANEL includes Microsoft Teams app U3. For a list of new features / resolved limitations in the app, go [here](#).
- To update to version 2.0.369 and later (2.2.x for example), the RXV81 must have version 1.18.361 or later. Devices with older versions can use 1.19.341 as an intermediate version and then proceed to 2.0.369 or later.

■ **New Microsoft application versions:**

- **[RXV81 bundled with RX-PAD | RXV200 bundled with RX-PAD]**
 - ◆ Microsoft Teams application **U2** version 2023062301. For the list of features/fixes added in this app, see [here](#).
 - ◆ Microsoft Intune Company Portal 5.0.5484.0
 - ◆ Admin Agent app 486



Note:

- MTRA = Microsoft Teams Room for Android
- 'MTRA' in this guide refers to both RXV81 | RXV200

- **[RX-PANEL]**
 - ◆ Microsoft Teams application **U3**
 - ◆ Microsoft Intune Company Portal 5.0.5484.0
 - ◆ Admin Agent app 486
 - ◆ For more information, see [here](#).

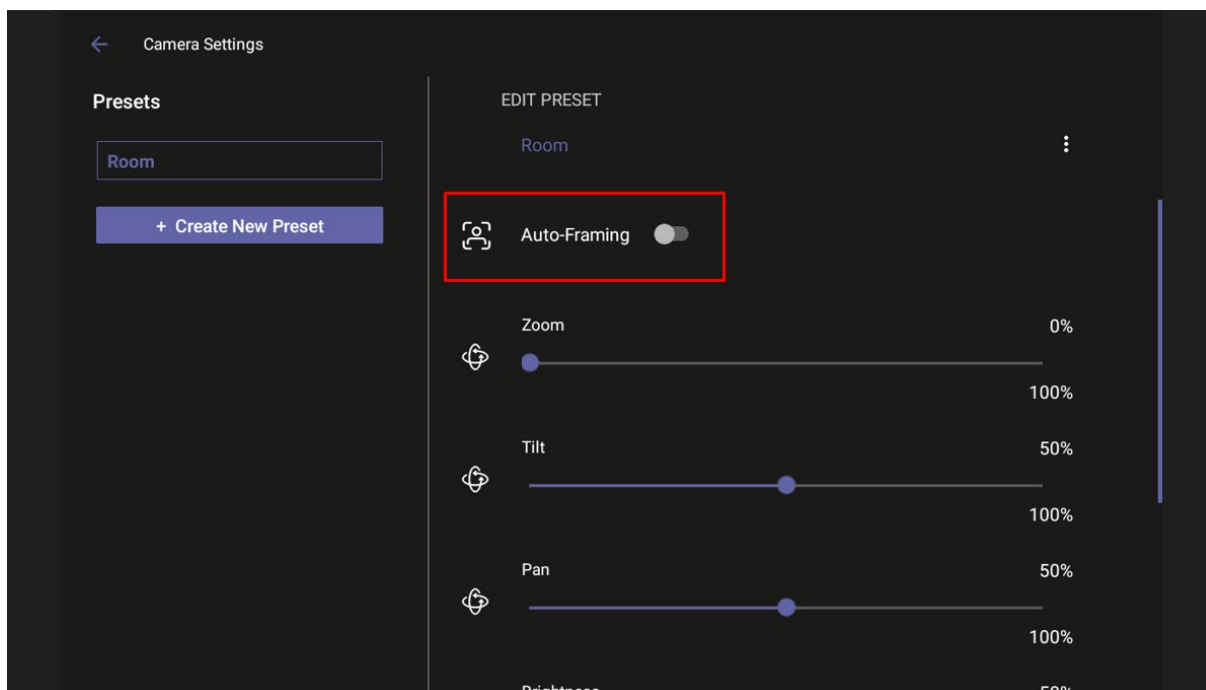
■ **Auto Framing support has been added to RXV81.**

- An Auto-Framing switch was added to Camera Settings.
- In addition to RXV81, the feature is also available on RXVCam50L/M connected to RXV200.
- To enable Auto-Framing on the MTRA device paired with RX-PAD, the camera hard key is used to access the Camera Settings page. For RXV81 paired with the Remote Controller unit (RCU), the Camera Settings page is accessed by long-pressing the RCU camera button.

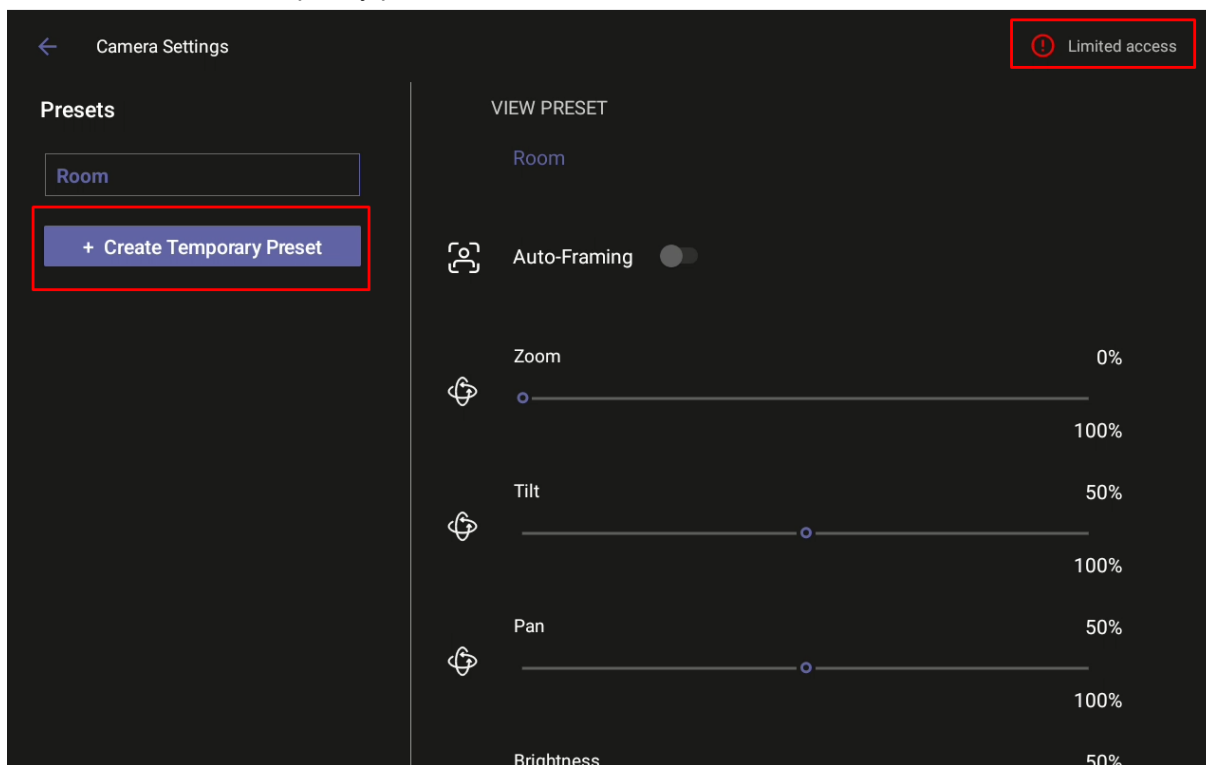


Note:

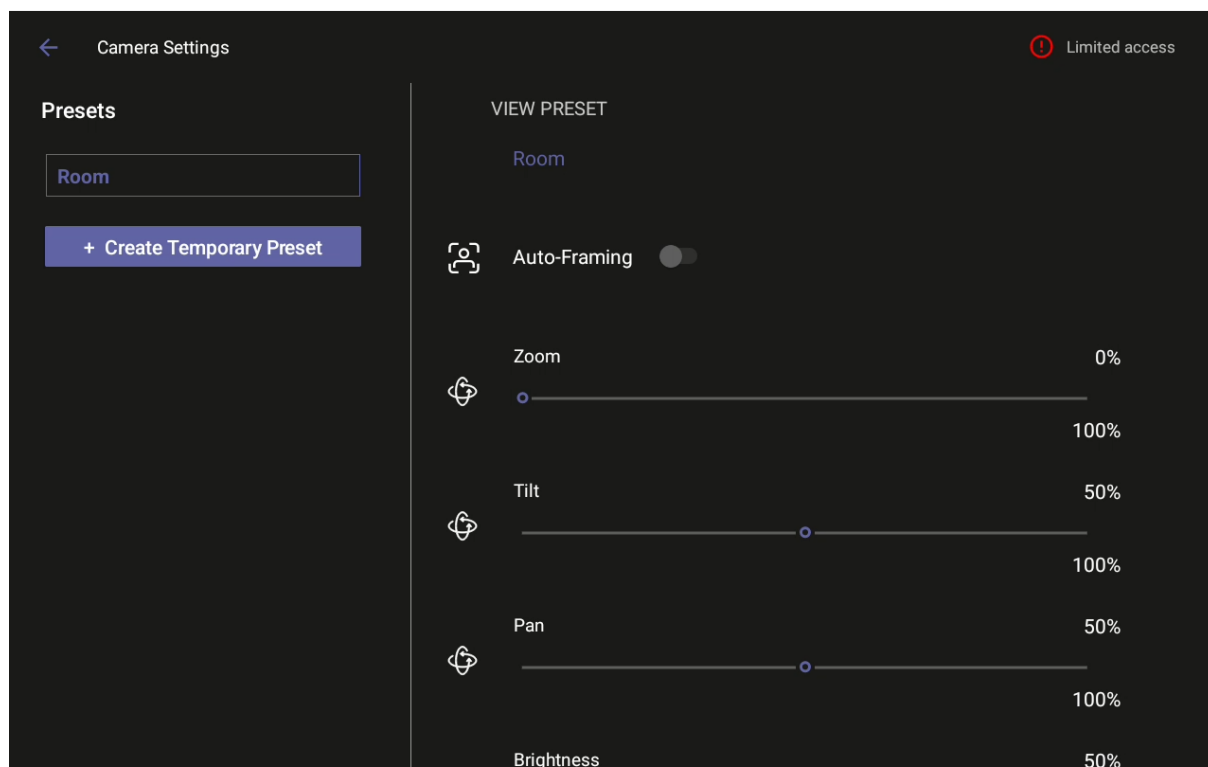
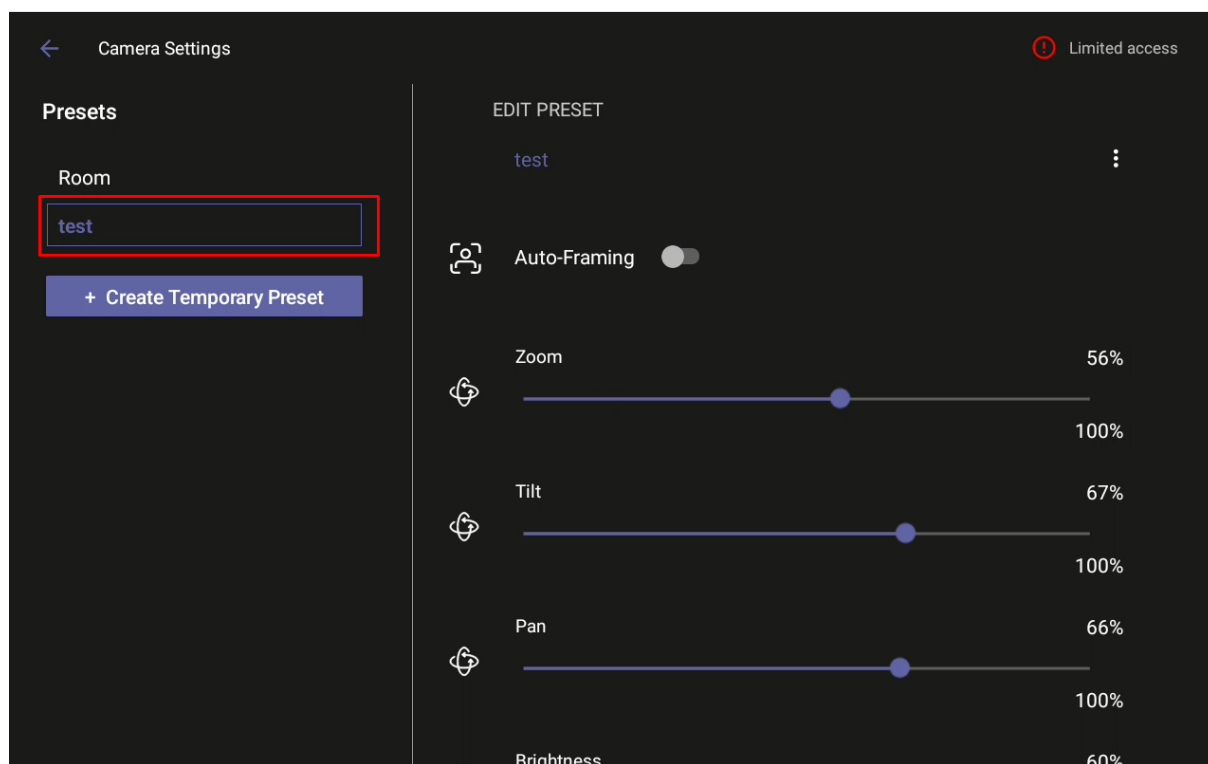
- Admin users can create a permanent camera settings preset including enable / disable of Auto Framing.
- End users can either select a preconfigured preset which includes enable / disable of Auto Framing or create a temporary preset *during a meeting* (which will be deleted at the end of the meeting) and can enable / disable Auto Framing.



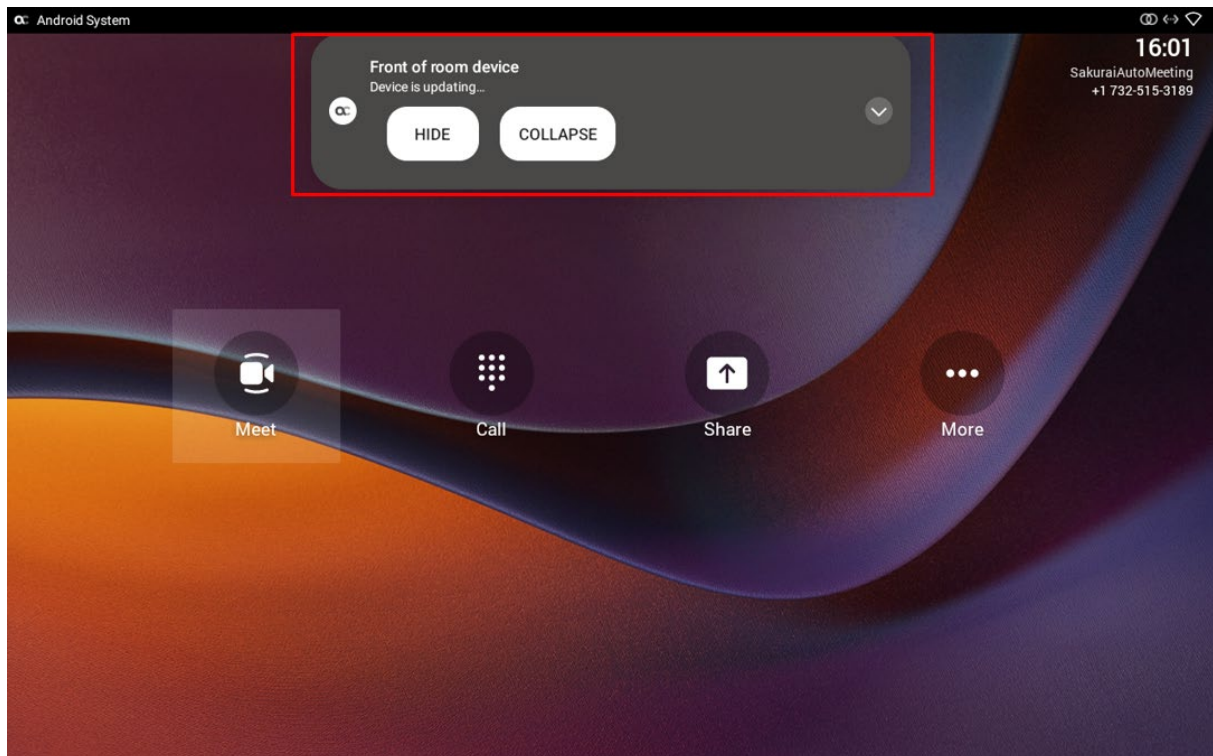
- When Auto- Framing is enabled, PTZ (Pan Tilt Zoom) functions are disabled.
- **Camera Settings temporary presets for users without admin permissions:**
 - In the Camera Settings page, a user without administrator permissions can create temporary presets.



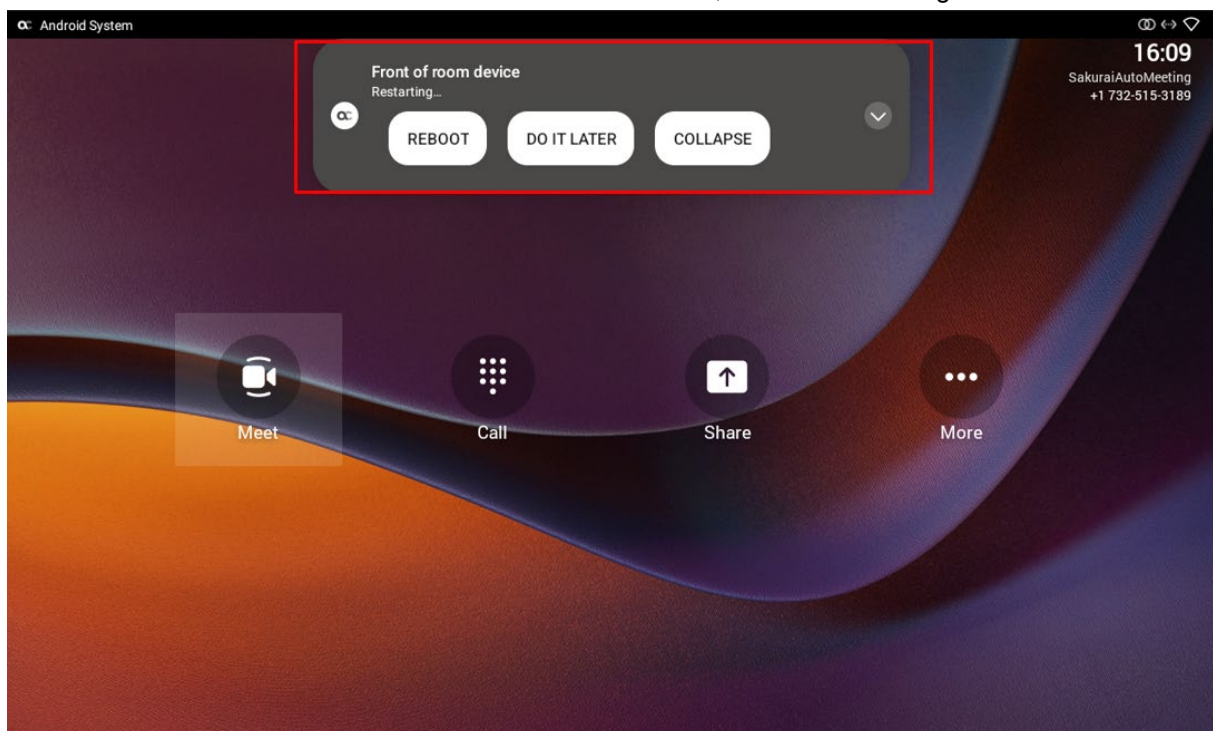
- If that user leaves the meeting, the temporary presets will be erased when they later reenter Camera Settings (or another user later enters); temporary presets are only for that meeting they were configured for; new presets can be configured for the new meeting.



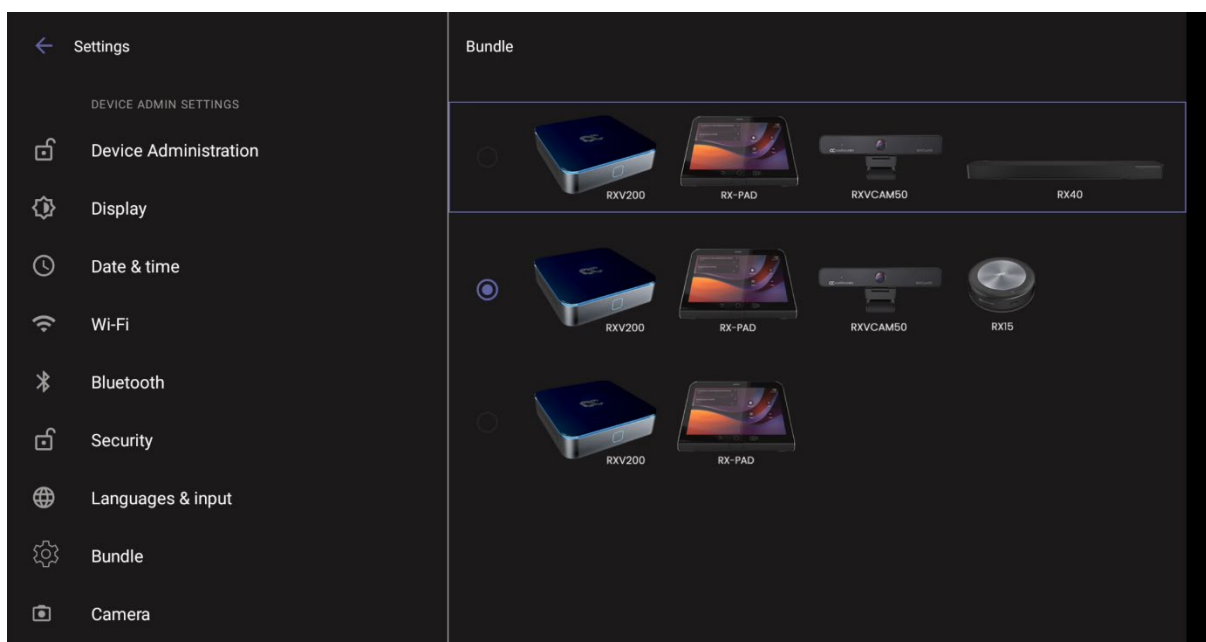
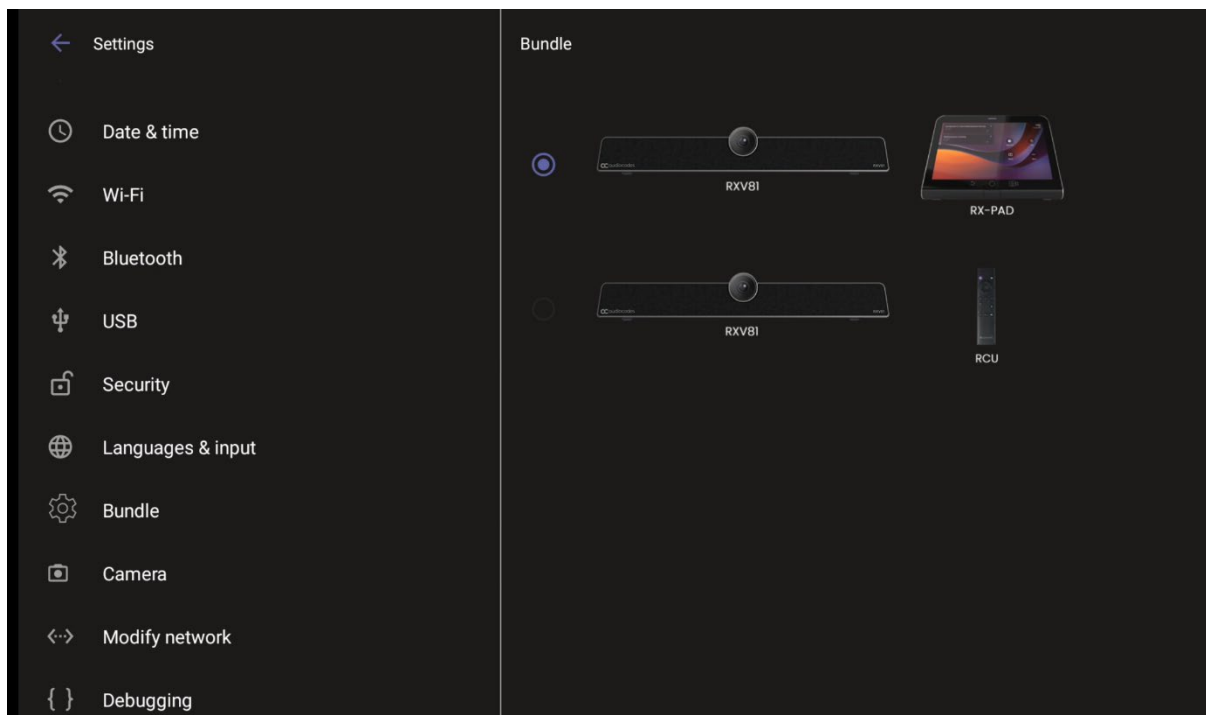
- **Enhanced message confirmation for MTRA devices.** Version 2.2.311 introduces enhancements improving user interaction. Pop-up messages displayed on the MTRA device are seamlessly mirrored in the bundled RX-PAD. When a message pops up in the MTRA GUI, the same is displayed in RX-PAD. The enhancement streamlines user experience, allowing users to conveniently confirm messages directly from RX-PAD and manage notifications intuitively and efficiently.
- The figure below shows message **Device is updating...** on RX-PAD.



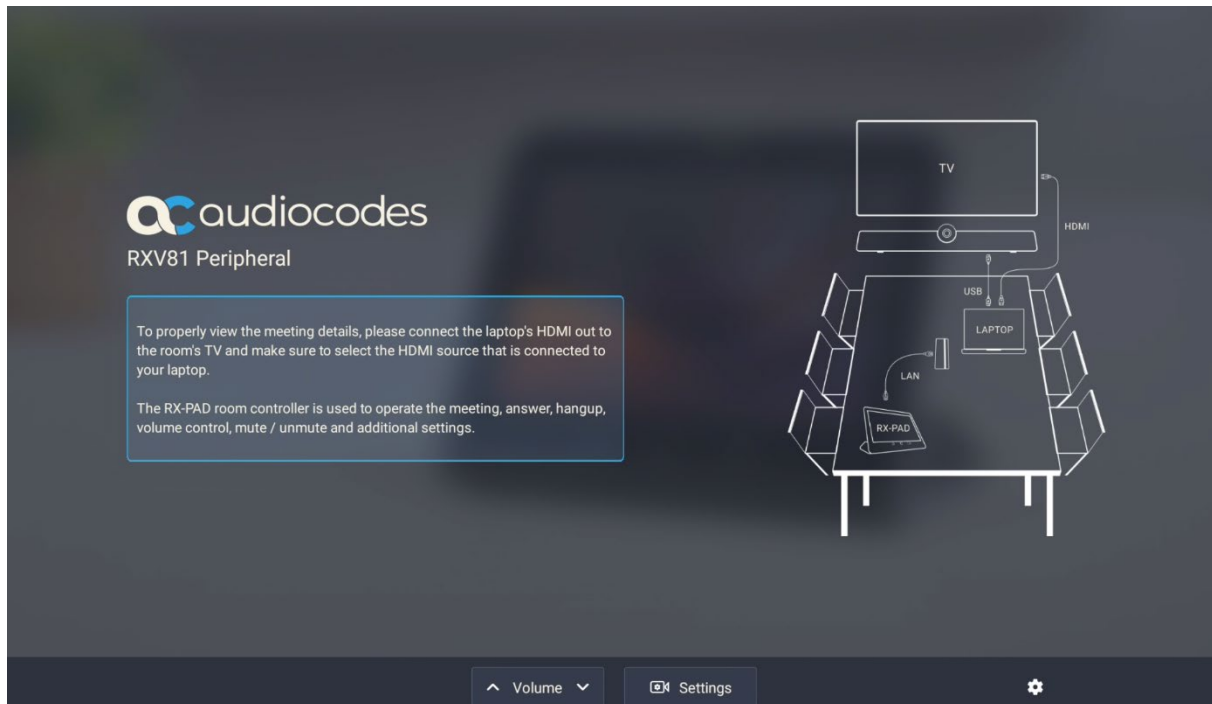
- If the alert is an action, you can perform the action using RX-PAD, for example, REBOOT / DO IT LATER / COLLAPSE, as shown in the figure below.



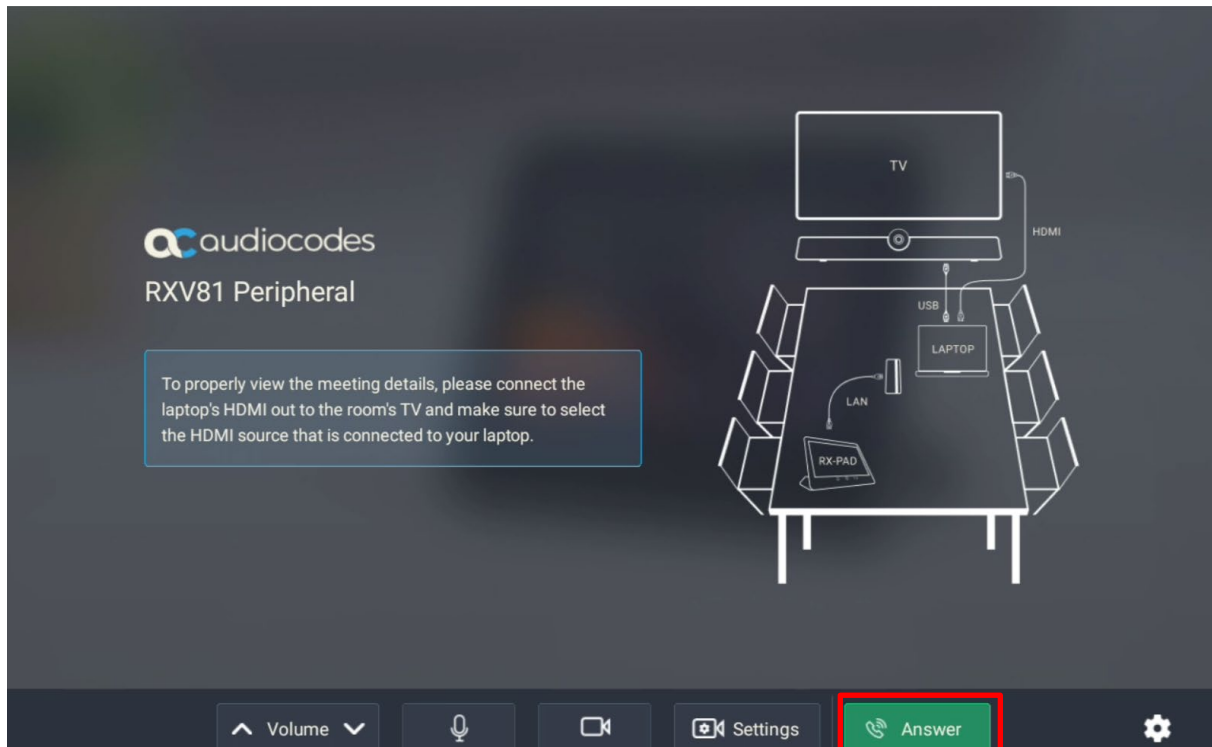
- Admins can **configure an MTRA bundle** in the MTRA device's GUI. Admins can navigate to the setting using RX-PAD Keypad app that controls the MTRA. Admins must be logged in in order to access the Bundle page. The figures below respectively show the RXV81 and RXV200 Bundle pages.



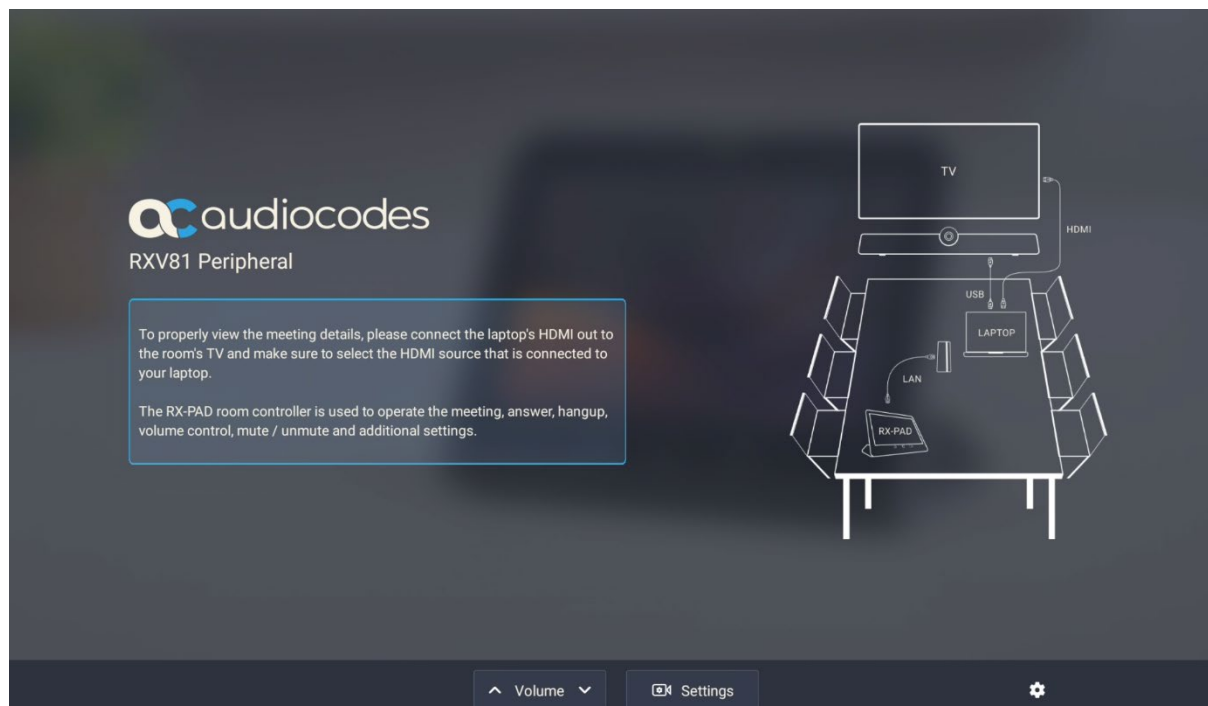
- **RXV81 and RX-PAD support ad hoc peripheral mode. In addition, substantial improvements were made to the user interface of RXV81 when it is bundled with the Remote Control Unit (RCU).**
 - When RXV81 is connected via USB to a PC/laptop, it automatically moves to ad hoc peripheral mode and the following is displayed on RX-PAD:



When a call comes in, RX-PAD displays the incoming call's functions as follows:



RXV81 displays peripheral ad hoc mode as follows:



- The RXV81 GUI displaying ad hoc peripheral mode for **RXV81 bundled with the Remote Controller** unit (RCU) has been improved:



Ad hoc peripheral mode is a versatile feature designed to enhance RXV81 functionality. The mode enables seamless integration of RXV81 with a PC/laptop by utilizing RXV81's audio and camera capabilities as primary audio and camera sources for the PC/laptop.

- A new option was added to the **RXV200 for audio content to be shared when connecting a PC/laptop to the HDMI IN of the RXV200.**
- Version 2.2.311 of RXV200 includes a firmware update for older firmware on RXVCam50 and RX15 connected to it as peripheral devices. The peripheral firmware updates are automatically implemented when these peripherals are connected and detected as older than the existing firmware.
- An enhanced bug report is now available for more efficient debugging. More information such as pack up time, ps, top, meminfo and df commands (information about file system disk space usage) have been added to the report.

3.2 Resolved Limitations in Version 2.2.311



Note:

- Applies only to RXV81 and RX-PAD which were released before version 2.2.311.
- Not applicable to RXV200, RX-PAD and RX-PANEL as this is their first version release.

3.2.1 Device

Table 3-1: Resolved Device Limitations

Incident	Description
IPPAN-10767	On some occasions, RX-PAD skips the language selection that is part of the initial setup wizard. As a result, pairing with the MTRA device fails.
IPPAN-10641	The device does not publish the location via LLDP packets after restoring to default.
IPPAN-10652	VLAN discovery mode is set by mistake to LLDP+CDP when disabling LLDP via configuration.
IPPAN-9780	After updating the configuration with a PIN lock using TAC, OVOC or Device Manager, the device applies the lock but the lock is also applied to the MTRA device; it shouldn't be.
IPPAN-9762	[RXV81] There's an audio quality issue: The surrounding noise is too loud and interferes with the audio quality experienced by the remote party listeners.
IPPAN-9882	[RXV81 Wi-Fi] Enabling Wi-Fi is sometimes unsuccessful.
IPPAN-10550	[RXV81 Ad hoc peripherals] The Remote Controller sometimes doesn't respond.
IPPAN-10286	[RXV81] Setting the ringer volume from RX-PAD can cause non-stop ringing on RXV81.
IPPAN-10284	[RX-PAD] Some power supplies connected to RX-PAD can cause the touch feature to function poorly.
IPPAN-9281	[RX-PAD] The 'Enter' key on the RX-PAD Remote Keyboard doesn't function when trying to log in with Device Administration on RXV81.

3.2.2 Teams Application

Table 3-2: Resolved Teams Limitations

Incident	Description
IPPAN-8822	[RXV81↔RX-PAD] When a meeting starts, the RX-PAD camera icon is shown as disabled while it is actually enabled. After 15-20 minutes, the icon starts showing the correct status.

3.2.3 Known Limitations in Version 2.2.311

3.2.3.1 Teams Application

Here are the known Teams application limitations in Version 2.2.311

Table 3-3: Known Teams Application Limitations in Version 2.2.311

Incident	Description
IPPAN-5082	When using right-to-left languages (Hebrew, for example), the soft dial pad and displayed dial string are reverted.
IPPAN-2510	An incorrect date format is displayed when the current language is Simple Chinese.
-	In some cases, signing in as user B after the device was used by user A does not proceed flawlessly. Restore to default is consequently recommended after signing out.
IPPAN-10817	[MTR on Android] There is no video in third-party Webex meetings.
IPPAN-10643	[RX-PAD] There's a delay on RX-PAD when you answer a call. It's immediately displayed on the monitor but on RX-PAD the answering and call menus are still displayed after two to four seconds.

3.2.3.2 Device

Here are the known device limitations in Version 2.2.311.

Table 3-4: Known Device Limitations in Version 2.2.311

Incident	Description
IPPAN-10679	When updating the device from Microsoft TAC, there is no download progress bar pop-up indication; the indication is presented when the device update starts. The issue has been fixed and is set for the next version release.
IPPAN-10371	[RX-PAD] The camera doesn't resume the previous PTZ setting after enabling and disabling Auto-Framing from RX-PAD. The issue has been fixed and is set for the next version release.
IPPAN-10795	[RXV200] It's currently recommended to plug in the RXVCam50 before booting RXV200. The RXVCam50 might stop working when disconnecting and reconnecting it on the fly or if it is connected after the device is already booted up. If this occurs, reboot RXV200 to resolve the issue. The issue has been fixed and is set for the next version release.

Incident	Description
IPPAN-10853	[RXV200] If the RXVCam50 was connected while RXV200 was already turned on, the Auto Framing option might not function. The issue has been fixed and is set for the next version release.
IPPAN-9492	[RXV200] When both HDMI-OUT ports are connected, touching the screen doesn't function.
IPPAN-10549	[RXV81 ad hoc peripherals] On certain occasions, a single press of the volume keys (+ or -) may result in the volume changing by more than one increment. The issue has been fixed and is set for the next version release.
IPPAN-10638	[RXV81 ad hoc peripherals] On certain occasions, pressing the mute key to mute or unmute results in the 'mute' function not responding. The issue has been fixed and is set for the next version release.
IPPAN-10871	[RXV81 ad hoc peripherals] Editing a temporary preset via the Camera Settings page is not possible. The issue has been fixed and is set for the next version release.
IPPAN-10659	[RXV81 ad hoc peripherals] At times during conversations, RXV81 audio may experience occasional instability, leading to brief interruptions in voice communication with remote parties
IPPAN-10873	[RXV81 + RCU] On certain occasions, a 'Remote Control is not connected' popup is erroneously displayed, though the RCU functions well. The issue has been fixed and is set for the next version release.
IPPAN-10883	[RXV200 HDMI-IN] In HDMI-ingest mode, the PC audio device is shown as Yamaha CS-800 (RXV200 chip vendor).
-	[RXV200 HDMI-IN] In HDMI-ingest mode, the PC audio volume is not synchronized with the RXV200 audio peripheral device.

3.3 Version 2.0.369

[Relevant to RXV81 only]

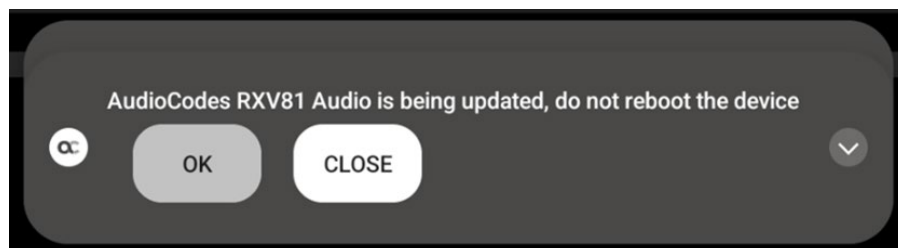
3.3.1 What's New



Note:

- Version 2.0.369 includes Microsoft Teams app version 2023062301.
- For a list of new features / resolved limitations in the app, go [here](#).
- To update to version 2.0.369, the RXV81 must have version 1.18.361 or later. Devices with older versions can use 1.19.341 as an intermediate version and then proceed to 2.0.369.

- **Admins can manually configure NTP.** Until this version release, NTP was provided via DHCP Option 42 or via time server URLs. With this new capability, the admin can set the NTP manually (or via provisioning).
- **New apps (on RXV81 and RX-PAD):**
 - New Microsoft Teams application: **U2**, 2023062301. For the list of features/fixes added in this app, see [Release Notes for Microsoft Teams Rooms - Microsoft Teams | Microsoft Learn](#).
 - Company Portal 5.0.5484.0
 - Admin Agent 463
- RXV81 displays a new warning message 'AudioCodes RXV81 Audio is being updated, do not reboot the device' which pops up immediately after firmware upgrade if it's necessary to update the Audio peripheral.



- The '**Camera**' **hard key now allows a simple press** to open 'Camera Settings'.
- Removed the option to lock Microsoft Teams Room devices in compliance with the Microsoft Teams Room for Android (MTRfA) specification.

3.4 Resolved Limitations in Version 2.0.369

3.4.1 Device

Table 3-5: Resolved Device Limitations

Incident	Description
IPPAN-9653	DHCP Option 12 (host name) isn't sent in DHCP discover.
IPPAN-9629	[RXV81] The green video and microphone icon is displayed in the RXV81 notification bar during a meeting.
IPPAN-9674	[RXV81] Audio and camera version information is sometimes displayed incorrectly in the phone's user interface.
IPPAN-9644	[RXV81] The option to 'Disable Touch' mistakenly exists in the Microsoft Teams Room for Android device, in the 'Device Settings' menu (applies to devices without hard keys).
IPPAN-9433	[RXV81] The cursor disappears when trying to access the 'Device Administrator Settings'.
IPPAN-8115	[RX-PAD, RXV81] On some occasions, when booting a paired and signed-in RXV81, RX-PAD prompts to connect again to the RXV81.
IPPAN-9371	[RX-PAD, RXV81] When configuring a screensaver via RX-PAD, it does not reflect in the RXV81.
IPPAN-9366	[RX-PAD, RXV81] The 'Time Zone' setting via Microsoft TAC does not reflect in the RXV81.
IPPAN-9347	[RXV81] On some occasions, the device doesn't send an INIT to the Device Manager after a reboot.
IPPAN-9370	[RXPAD] Touch navigation in the Device Settings page is not smooth.
IPPAN-9354	[RX-PAD, RXV81] On some occasions, the Bluetooth connection between RX-PAD and RXV81 disconnects, requiring re-pairing the devices.
IPPAN-9815	The mute LED does not switch off after restarting the Teams app from the Admin Debugging screen.
IPPAN-9693	Mexico 2023 time zone is updated and as a result, the device displays 1 hour ahead.
IPPAN-9564	[HTTP/S Proxy] The proxy is not working because the PAC file keeps being downloaded to the device.
IPPAN-9217	Setting the maximum transmission unit (MTU) via DHCP Option 26 does not work.
IPPAN-9872	Using DHCP Option 160, parameter 'dhcp/provision_url' can be set to a value of up to 91 characters. This might create an issue with connecting to Live Cloud via DHCP Option 160 as it sometimes requires a long URL name.
IPPAN-9326	On some occasions, while performing firmware upgrade via Microsoft TAC, the firmware download might take an excessive amount of time and the upgrade will result in failure in Microsoft TAC even though the upgrade ends successfully.
IPPAN-9242	[RXV81↔RX-PAD] The admin password pushed from Microsoft TAC is implemented only on the RXV81 and not on the paired RX-PAD.
IPPAN-9360	[RXPAD] On some occasions, the Teams application does not load following 'Restore to default'. Workaround: Press the Teams icon from the AudioCodes application launcher. (The issue will be fixed in the upcoming version release).

Incident	Description
IPPAN-9310	[RXPAD] Device Settings → Accessibility TalkBack doesn't function (will be fixed in the upcoming version release).
IPPAN-9372	[RXPAD] The '=' key is not being recognized on the RXV81 when selected from the RX-PAD keyboard.
IPPAN-9374	[RXPAD] A message stating that 'RXV81 is signed out' is mistakenly displayed for a while immediately after the RX-PAD reboot (while the RXV81 is correctly signed in).

3.5 Known Limitations in Version 2.0.369

3.5.1 Teams Application

Here are the known Teams application limitations in Version 2.0.369

Table 3-6: Known Teams Application Limitations in Version 2.0.369

Incident	Description
IPPAN-2270, IPPAN-4548	[RXV80, C450HD] The device sometimes displays a 'Poor internet connection' message in the main screen for a few seconds and then the message disappears.
IPPAN-5082	When using right-to-left languages (Hebrew, for example), the soft dial pad and displayed dial string are reverted.
IPPAN-2510	An incorrect date format is displayed when the current language is Simple Chinese.
-	In some cases, signing in as user B after the device was used by user A does not proceed flawlessly. Restore to default is consequently recommended after signing out.
IPPAN-8822	[RXV81↔RX-PAD] When a meeting starts, the RX-PAD camera icon is shown as disabled while it is actually enabled. After 15-20 minutes, the icon starts showing the correct status.
-	There is no video in third-party Webex Meeting.

3.5.2 Device

Here are the known device limitations in Version 2.0.369.

Table 3-7: Known Device Limitations in Version 2.0.369

Incident	Description
-	[Device Manager] Network administrators are recommended not to <i>provision</i> phones from both the Device Manager and the Microsoft admin portal, though they can <i>monitor</i> from both Device Manager and Microsoft admin portal at the same time.
IPPAN-3283	When using multiple users on a single phone (i.e., if user A signs out and then signs in with user B), AudioCodes' Device Manager may present the wrong username.
IPPAN-8959	[SCEP] The device is not getting a CA certificate from the NDES server. The issue will be fixed in the next version release.
IPPAN-8037	The device encounters sign-in issues when configured with 'Static IP' and 'LLDP'.
IPPAN-9363	[RXV81↔RX-PAD] In some cases, the 'volume' display on the RXV81 is not showing the correct value.

Incident	Description
IPPAN-9325	[RXV81↔RXPAD] Device Settings > Screen timeout > 'Never' can't be synced from the RX-PAD to the RXV81.
IPPAN-8669	[RXV81] USB Ad-Hoc popup message is incorrectly displayed during a firmware update that involves an upgrade of the Audio module.

3.6 Version 2.0.300

3.6.1 What's New

**Note:**

- Version 2.0.300 includes Microsoft Teams app version 2023041207.
- For a list of new features / resolved limitations in the app, go [here](#).
- To update to version 2.0.300, the RXV81 must have version 1.18.361 or later. Devices with older versions can use 1.19.341 as an intermediate version and then proceed to 2.0.300.

- RXV81 version 2.0.300 supports AudioCodes' **RX-PAD Meeting Room Controller**, a center-of-room intelligent touch controller that provides access to the RXV-81 Meeting Room.

**Note:**

- Only applies to users who acquire the RXV81 bundle **TEAMS-RXV81-B10**.
- Optionally replaces the RC available in the RXV81 bundle **TEAMS-RXV81**.
- See details about the RXV81 bundles [here](#).

RX-PAD enables capabilities such as one-click collaboration initiation with an integrated calendar, content sharing and camera adjustments, and more.

Requiring only a PoE cable for quick installation, RX-PAD leverages plug-and-play simplicity to provide a familiar Microsoft Teams meeting experience.

- See [here](#) for the Overview on AudioCodes' website.
- See [here](#) for the Datasheet on AudioCodes' website.
- See the [RX-PAD Meeting Room Controller Pairing Guide](#) for information about how to pair the controller with the RXV81.



The table below explains how RX-PAD is used. Use it as reference to the figure above.

Table 3-8: RX-PAD Interface Description

L-R	Description
1	'Back' button; press to return to the screen previously accessed.
2	Press to return to the home screen from any screen. Long-press to open the device's 'Settings' screen.
3	Press to access Camera Settings.
4	Press to open administrator-related menus, including 'Settings'.
5	One-click to join with an integrated calendar for quick and rapid collaboration initiation.
6	Human proximity motion sensor concealed under the plastic that 'activates' the display screen from screensaver mode if the user nears the sensor's location, triggering automatic lighting to greet the user.
7	LED indications: <ul style="list-style-type: none"> ▪ If illuminated red (constantly, without flashing), it indicates 'No network'. ▪ Flashing red indicates a system alert, for example, when a user tries to charge via the device's USB port. ▪ Flashing yellow indicates that the device is in the process of a software upgrade.

The table below shows RX-PAD specifications.

Table 3-9: RX-PAD Specifications

Feature	Specification
Display	Landscape Touch 8" LCD (1280 x 800 resolution)
Device interfaces	<ul style="list-style-type: none"> Ethernet: 10/100/1000 Mbps (RJ-45) network interface (PoE) Wi-Fi (dual band support) Bluetooth 5.0 12V/3A DC power input Proximity Sensor (see the previous table for a description)
Network provisioning	<ul style="list-style-type: none"> TCP/IP (IPv4), DHCP/ static IP; Time and date synchronization via SNTP; VLAN support; QoS support: IEEE 802.1p/Q tagging (VLAN) Layer 3 TOS and DSCP RTCP support: (RFC 1889) IP address configuration: TCP/IP (Ipv4), DHCP/static IP Time and date synchronization: SNTP
OS	Android 12
UC platform support highlights	<ul style="list-style-type: none"> Intuitive meeting experience with calendar integration and click-to-join meetings or proximity join experience Easy-to-use touch controller for meeting management

3.6.1.1 Resolved Limitations in Version 2.0.300

3.6.1.1.1 Device

Table 3-10: Resolved Device Limitations

Incident	Description
IPPAN-8960	[SCEP] The device obtains device.crt whose signature algorithm is sha256 from the NDES server and cannot successfully authenticate 802.1x TLS. The issue will be fixed in the next version release.
DWC-980	The device may send a false alarm for CA Certificate provisioning with Response Code 600 to the Device Manager.
IPPAN-8965	The RXV81 cannot detect the USB 3.0 Flash Drive for recovery or for touch screen purposes.
IPPAN-9109	On some occasions, the device returns a successful result for a firmware update that somehow stops in the middle due to a cURL failure.

3.6.1.2 Known Limitations in Version 2.0.300

3.6.1.2.1 Teams Application

Here are the known Teams application limitations in Version 2.0.300

Table 3-11: Known Teams Application Limitations in Version 2.0.300

Incident	Description
IPPAN-2270, IPPAN-4548	[RXV80, C450HD] The device sometimes displays a 'Poor internet connection' message in the main screen for a few seconds and then the message disappears.

Incident	Description
IPPAN-5082	When using right-to-left languages (Hebrew, for example), the soft dial pad and displayed dial string are reverted.
IPPAN-2510	An incorrect date format is displayed when the current language is Simple Chinese.
-	In some cases, signing in as user B after the device was used by user A does not proceed flawlessly. Restore to default is consequently recommended after signing out.
IPPAN-8115	[RXV81↔RX-PAD] After rebooting signed-in and paired devices, Teams pairing is sometimes lost and a request to connect to RXV81 appears on RX-PAD.
IPPAN-8822	[RXV81↔RX-PAD] When a meeting starts, the RX-PAD camera icon is shown as disabled while it is actually enabled. After 15-20 minutes, the icon starts showing the correct status.
-	There is no video in third-party Webex Meeting.

3.6.1.2.2 Device

Here are the known device limitations in Version 2.0.300.

Table 3-12: Known Device Limitations in Version 2.0.300

Incident	Description
-	[Device Manager] Network administrators are recommended not to <i>provision</i> phones from both the Device Manager and the Microsoft admin portal, though they can <i>monitor</i> from both Device Manager and Microsoft admin portal at the same time.
IPPAN-3283	When using multiple users on a single phone (i.e., if user A signs out and then signs in with user B), AudioCodes' Device Manager may present the wrong username.
IPPAN-8959	[SCEP] The device is not getting a CA certificate from the NDES server. The issue will be fixed in the next version release.
IPPAN-8037	The device encounters sign-in issues when configured with 'Static IP' and 'LLDP'.
IPPAN-9326	On some occasions, while performing firmware upgrade via Microsoft TAC, the firmware download might take an excessive amount of time and the upgrade will result in failure in Microsoft TAC even though the upgrade ends successfully.
IPPAN-9354	[RXV81↔RX-PAD] On some occasions, the Teams pairing is lost and the user needs to re-pair the devices (will be fixed in the upcoming version release).
IPPAN-9367	[RXV81↔RX-PAD] The 'Camera' hard key requires a long press to open 'Camera Settings'. It should be a simple press (will be fixed in the upcoming version release).
IPPAN-9242	[RXV81↔RX-PAD] The admin password pushed from Microsoft TAC is implemented only on the RXV81 and not on the paired RX-PAD.
IPPAN-9363	[RXV81↔RX-PAD] In some cases, the 'volume' display on the RXV81 is not showing the correct value.
IPPAN-9325	[RXV81↔RX-PAD] Device Settings > Screen timeout > 'Never' can't be synced from the RX-PAD to the RXV81.
IPPAN-9347	[RXV81] The device sometimes doesn't send an INIT command to the OVOC Device Manager after rebooting (will be fixed in the upcoming version release).
IPPAN-8669	[RXV81] USB Ad-Hoc popup message is incorrectly displayed during a firmware update that involves an upgrade of the Audio module.

Incident	Description
IPPAN-9370	[RX-PAD] Sometimes, touch navigation in the RX-PAD's 'Device Settings' is not smooth (will be fixed in the upcoming version release).
IPPAN-9360	[RXPAD] On some occasions, the Teams application does not load following 'Restore to default'. Workaround: Press the Teams icon from the AudioCodes application launcher. (The issue will be fixed in the upcoming version release).
IPPAN-9310	[RXPAD] Device Settings → Accessibility TalkBack doesn't function (will be fixed in the upcoming version release).
IPPAN-9372	[RXPAD] The '=' key is not being recognized on the RXV81 when selected from the RX-PAD keyboard.
IPPAN-9374	[RXPAD] A message stating that 'RXV81 is signed out' is mistakenly displayed for a while immediately after the RX-PAD reboot (while the RXV81 is correctly signed in).
IPPAN-9217	Setting MTU (maximum transmission unit) via DHCP Option 26 does not work.

3.7 Version 2.0.264

3.7.1 What's New



Note:

- Version 2.0 includes Microsoft Teams Version 2022120503.
- To update to version 2.0, the RXV81 must have version 1.18.361 or later. Devices with older versions can use 1.19.341 as an intermediate version and then proceed to 2.0.

- Microsoft Teams app 2022120503. For the list of new features / resolved limitations in the app, go [here](#).



Note:

- Microsoft has meanwhile released a newer app, 2023031201, which will be part of the next RXV81 Meeting Room version release. It can be installed via Microsoft TAC and AudioCodes Device Manager for now.
- For a list of new features / resolved limitations in the newer app, go [here](#).

- Version 2.0 is based on Android OS12
- Improved video and audio performance
- Device Manager displays an alarm if the Display port (TV) is not connected.
- The built-in versions of the RXV81 camera and speaker are reported in the device's user interface and in the Device Manager's 'Show Info' tab.
- Device settings have been updated. **The settings of 'Personal account' and 'Shared account' are now aligned.**

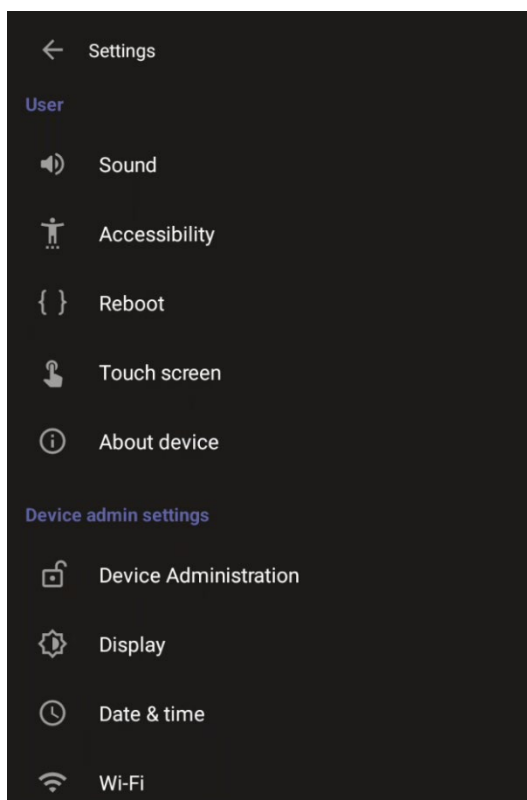
If the user signs in to the device with a 'Personal account', they'll view, for example, the 'Language' setting under 'User' settings. If the user signs in with a 'Shared account', however, they'll view the 'Language' setting under 'Device admin settings'.

The table below shows 'Language' and 'Date/Time Format' settings as examples.

Table 3-13: Examples of Settings across 'Personal account' and 'Shared account'

Setting	Viewed under
Language	Personal account: User settings Shared account: Device admin settings
Date/Time Format	Personal account: User settings Shared account: Device admin settings

The figure below shows some settings distributed under 'User' and 'Device admin settings' after signing in with a 'Shared account'.



- **Version 2.0 supports Live Teams Cloud deployments.** It's mandatory for devices managed by Device Manager Live Teams Cloud (OVOC Version 8.2.1000_FIX1) to use this version.

3.8 Version 1.19.341

3.8.1 What's New



Note:

- Version 1.19.341 includes Microsoft Teams Version 2022090606.
- See [here](#) the list of Microsoft Teams features supported by the RXV81.
- See [here](#) the list of device features.
- RXV81 Android MTR is currently in a certification process, planned to be fully Microsoft Teams certified in Q1-2023.

■ **Using the RXV81 MTR on Android Video Collaboration Bar as an ad hoc peripheral** - the device can be used in ad hoc peripheral mode.

- Newly supported **Remote Control (RC) actions** that participants can perform during a video call / meeting when using the device with the ad hoc USB A/V peripheral:
 - ◆ Volume
 - ◆ Mute
 - ◆ Camera on/off
- When the device is in ad-hoc peripheral mode, it automatically detects the mode when the user connects a USB cable from their BYOD compute, and pops up this message to the user:

In addition to the USB cable already connected to your laptop, please connect your laptop to the TV using the HDMI cable to properly view meeting details and content sharing.

On your TV, make sure to select the HDMI source that is connected to your laptop.

Note that you can still use your RXV81 Remote Control to increase or decrease volume, mute or unmute audio, and switch the camera on or off.

■ **For RXV81, the VLAN configuration is now by default data VLAN** rather than voice VLAN, in compliance with the requirement specified [here](#) for the device not to advertise itself as a voice device.

The VLAN configuration has consequently been updated. The default CDP/LLDP configuration has been changed to data VLAN.

■ The device now supports a **strong password check** in order to log in as Administrator. The feature strengthens security.

Note that the default password:

- Must be changed before accessing the device via SSH.
- Can be changed per device in the user interface (the user first enters the default password and is then prompted to modify it to a more complete password), or via bulk configuration of multiple devices using Microsoft's TAC or AudioCodes' Device Manager.

Criteria required for a strong password are provided. The password must:

- be greater than or equal to 8 characters in length
- contain one or more uppercase characters
- contain one or more lowercase characters
- contain one or more numeric values

- contain one or more special characters

- [Feature in preview] The RXV81 now supports **certificate enrollment using Simple Certificate Enrollment Protocol (SCEP)** using Microsoft's Network Device Enrollment Service (NDES) server, thereby allowing device certificates and CA certificate provisioning to be scaled to multiple devices.

After devices are provisioned with a SCEP-related configuration, they receive a CA certificate from the NDES, issue a Certificate Signing Request (CSR) to the NDES and receive a device certificate signed by the CA certificate (the one that the device received from NDES).

Network administrators must configure the following three parameters:

- security/SCEPEnroll/ca_fingerprint
- security/SCEPEnroll/password_challenge
- security/SCEPServerURL

See the table in the *RXV81 MTR on Android Video Collaboration Bar User's and Administrator's Manual* for SCEP parameter descriptions.

- **Device certificates can be provisioned in .pfx format** (combining .crt and key). The following parameter values can consequently be configured in the devices' Configuration File:

- /security/device_certificate_url = <url>/certificate.pfx
- /security/device_private_key_url = NULL
- security/device_certificate/password=<pfx password>

The feature is also supported by AudioCodes' Android Phone Utility (see [here](#) for more information).

- Network administrators can now **configure Wi-Fi settings via the Configuration File**. The Wi-Fi settings application on the device and the Configuration Database are synchronized.
- In previous versions, if network VLAN mode '/network/lan/vlan/mode' was set to LLDP, the device retrieved the VLAN and LLDP switch (for location purposes) from LLDP. Now, LLDP switch information (for location purposes) is retrieved when parameter network/lan/lldp/enabled=1 (even when VLAN is retrieved from CDP or VLAN is disabled or VLAN is manual).
- AudioCodes' *Android Phone Utility* management application has been updated to version 1.1.30, including a name change (it was previously *Teams IP Phone Utility*). Updates include:
 - Updated certificate loading mechanism: It's now performed using HTTP; it was previously performed using SCP. The HTTP port is 8000. Network administrators must make sure the port is not blocked by the organization's firewall.
 - New support for **device certificates to be provisioned in .pfx format** (combining .crt and key) (see also [here](#)).



The screenshot shows a user interface with three input fields: 'Device pfx (*.pfx)', 'PWD', and a 'Browse' button.

3.8.1.1 Resolved Limitations in Version 1.19.341

3.8.1.1.1 Device



Note: The Teams application version in this release is 2022090606.

Table 3-14: Resolved Device Limitations

Incident	Description
IPPAN-7336	The user is not able to access the Company Portal permission screen after a Restore Defaults and while trying to sign into the device. This is due to missing Application Admin privileges.
IPPAN-6528	Provisioned CAs are not used when 'Use system certificates' is chosen.
IPPAN-7300	Language & Input > Voice input key does not work when the toggle button is enabled.
IPPAN-7179	The 'Page soft key back button' option is not present in the 'Pico TTS page' settings.
IPPAN-6134	The 'back' arrow is missing in Japanese IME keyboard settings.
IPPAN-6831	The 'Time' parameter in Device Settings > Power saving mode is displayed in 24-hour format even when 'Time Format' is set to 12-hour.
IPPAN-6285	When using Japanese language, the "." (period) does not function.
IPPAN-6954	After a new device certificate has been provisioned (replacing the factory certificate), it cannot be seen in the device screen so the user cannot select it.
IPPAN-7927	[HTTPS Proxy] On some occasions, when the phone gets its configuration from the Device Manager, the proxy configuration gets deleted. As a result, the device becomes unusable; users aren't able to make or receive calls and the device is displayed as 'offline' in the TAC.
IPPAN-7583	[HTTP Proxy] HTTP Proxy isn't accepted when entered using the device's user interface; there was no support for using * as Wildcard and using the URL as domain name in addition to the IP address.
IPPAN-7122	[RXV81] The user is able to navigate to the 'Device storage' page.
IPPAN-7052	Sometimes, the device displays the message 'Settings isn't responding' after pressing the 'Camera Reset' button.
IPPAN-6874	When using a language other than the default language and trying to use the Camera Settings to change the PTZ, the RXV81 quits the Camera Settings page.
IPPAN-7076	On some occasions, when using the Camera Settings PTZ +/- keys, the Camera Settings view disappears, and the volume appears instead.
-	The remote controller does not function when the RXV81 is in ad hoc peripheral mode. It will be supported as part of the next release of the RXV81.

3.8.1.2 Known Limitations in Version 1.19.341

3.8.1.2.1 Teams Application

Here are the known Teams application limitations in Version 1.19.341.

Table 3-15: Known Teams Application Limitations in Version 1.19.341

Incident	Description
-	-

3.8.1.2.2 Device

Here are the known device limitations in Version 1.19.341.

Table 3-16: Known Device Limitations in Version 1.19.341

Incident	Description
-	[Device Manager] Administrators are recommended not to <i>provision</i> devices from both the Device Manager and the Microsoft Admin Portal. <i>Monitoring</i> from both Device Manager and the Microsoft Admin Portal at the same time is not an issue.

3.9 Version 1.18.349



Note: Version 1.18.349 is the first release of the RXV81.

3.9.1 What's New



Note:

- Version 1.18.349 includes Microsoft Teams Version 2022072103/0721.
- See [here](#) the list of Microsoft Teams features supported by the RXV81.
- See [here](#) the list of device features.
- RXV81 Android MTR is currently in a certification process, planned to be fully Microsoft Teams certified in Q4-2022.

3.9.1.1 Resolved Limitations in Version 1.18.349

3.9.1.1.1 Device



Note:

- Version 1.18.349 is the first release of the RXV81.
- The Teams application version in this release is 2022072103.

Table 3-17: Resolved Device Limitations

Incident	Description
N/A	N/A

3.9.1.2 Known Limitations in Version 1.18.349

3.9.1.2.1 Teams Application

Here are the known Teams application limitations in Version 1.18.349.

Table 3-18: Known Teams Application Limitations in Version 1.18.349

Incident	Description
-	-

3.9.1.2.2 Device

Here are the known device limitations in Version 1.18.349.

Table 3-19: Known Device Limitations in Version 1.18.349

Incident	Description
IPPAN-7052	Sometimes, the device displays the message 'Settings isn't responding' after pressing the 'Camera Reset' button.
IPPAN-6874	When using a language other than the default language and trying to use the Camera Settings to change the PTZ, the RXV81 quits the Camera Settings page.
IPPAN-7076	On some occasions, when using the Camera Settings PTZ +/- keys, the Camera Settings view disappears, and the volume appears instead.
-	The remote controller does not function when the RXV81 is in ad hoc peripheral mode. It will be supported as part of the next release of the RXV81.
-	[Device Manager] Administrators are recommended not to <i>provision</i> devices from both the Device Manager and the Microsoft Admin Portal. <i>Monitoring</i> from both Device Manager and the Microsoft Admin Portal at the same time is not an issue.

International Headquarters

1 Hayarden Street,
Airport City
Lod 7019900, Israel
Tel: +972-3-976-4000
Fax: +972-3-976-4040

AudioCodes Inc.

80 Kingsbridge Rd.,
Piscataway, NJ 08854, USA
Tel: +1-732-469-0880
Fax: +1-732-469-2298

Contact us: <https://www.audiocodes.com/corporate/offices-worldwide>

Website: <https://www.audiocodes.com/>

©2023 AudioCodes Ltd. All rights reserved. AudioCodes, AC, HD VoIP, HD VoIP Sounds Better, IPmedia, Mediant, MediaPack, What's Inside Matters, OSN, SmartTAP, User Management Pack, VMAS, VolPerfect, VolPerfectHD, Your Gateway To VoIP, 3GX, VocaNom, AudioCodes One Voice, AudioCodes Meeting Insights and AudioCodes Room Experience are trademarks or registered trademarks of AudioCodes Limited. All other products or trademarks are property of their respective owners. Product specifications are subject to change without notice.

Document #: LTRT-08597

