

RXV81 | RXV200 MTRs on Android RX-PAD Meeting Room Controller RX-PANEL Meeting Room Scheduler

Version 2.6



Table of Contents

1	Introduction	9
1.1	RXV81	9
1.1.1	Highlights	9
1.1.2	Benefits	10
1.1.3	Hardware Features	10
1.1.4	Bundles	10
1.1.5	Specifications	11
1.2	RXV200	12
1.2.1	Highlights	13
1.2.2	Benefits	13
1.2.3	Bundles	14
1.2.3.1	RXV200-B20 Bundle	15
1.2.3.2	RXV200-B360 Bundle	15
1.2.3.3	RXV200-B40 Bundle	16
1.2.3.4	RXV200-B70 Bundle	16
1.2.4	Hardware	17
1.2.5	Management	17
1.2.6	Specifications	17
1.2.6.1	RX15	19
1.2.6.2	RXVCAM50M	20
1.3	RX-PAD	21
1.3.1	Highlights	21
1.3.2	Specifications	21
1.4	RX-PANEL	22
1.4.1	Highlights	22
1.4.2	Specifications	22
2	Version 2.6.293	23
2.1	What's New	23
2.2	Resolved Limitations in Version 2.6.293	24
2.2.1	Device	24
2.2.2	Teams Application	24
2.3	Known Limitations in Version 2.6.293	24
2.3.1	Device	24
2.3.2	Teams Application	25
3	Previous Releases	26
3.1	Version 2.6.280	26
3.1.1	What's New	26
3.1.2	Resolved Limitations in Version 2.6.280	29
3.1.2.1	Device	29
3.1.2.2	Teams Application	30
3.1.3	Known Limitations in Version 2.6.280	30
3.1.3.1	Device	30
3.1.3.2	Teams Application	30
3.2	Version 2.6.228	31
3.2.1	What's New	31
3.2.2	Resolved Limitations in Version 2.6.228	37
3.2.2.1	Device	37
3.2.2.2	Teams Application	38
3.2.3	Known Limitations in Version 2.6.228	39
3.2.3.1	Device	39
3.2.3.2	Teams Application	39

3.3	Version 2.4.121	40
3.3.1	What's New.....	40
3.3.2	Resolved Limitations in Version 2.4.121	42
3.3.2.1	Device.....	42
3.3.2.2	Teams Application	43
3.3.3	Known Limitations in Version 2.4.121	44
3.3.3.1	Device.....	44
3.3.3.2	Teams Application	44
3.4	Version 2.4.55	45
3.4.1	What's New.....	45
3.4.2	Resolved Limitations in Version 2.4.55	49
3.4.2.1	Device.....	49
3.4.2.2	Teams Application	50
3.4.3	Known Limitations in Version 2.4.55	50
3.4.3.1	Device.....	50
3.4.3.2	Teams Application	51
3.5	Version 2.2.808	52
3.5.1	What's New.....	52
3.5.2	Resolved Limitations in Version 2.2.808	54
3.5.2.1	Device.....	54
3.5.2.2	Teams Application	55
3.5.3	Known Limitations in Version 2.2.808	56
3.5.3.1	Device.....	56
3.5.3.2	Teams Application	57
3.6	Version 2.2.335	58
3.6.1	What's New.....	58
3.7	Resolved Limitations in Version 2.2.335	58
3.7.1	Device	58
3.7.2	Teams Application	59
3.8	Known Limitations in Version 2.2.335	59
3.8.1	Teams Application	59
3.8.2	Device	59
3.9	Version 2.2.311	61
3.9.1	What's New.....	61
3.10	Resolved Limitations in Version 2.2.311	68
3.10.1	Device	68
3.10.2	Teams Application	69
3.10.3	Known Limitations in Version 2.2.311	69
3.10.3.1	Teams Application	69
3.10.3.2	Device.....	69
3.11	Version 2.0.369	71
3.11.1	What's New.....	71
3.12	Resolved Limitations in Version 2.0.369	72
3.12.1	Device	72
3.13	Known Limitations in Version 2.0.369	73
3.13.1	Teams Application	73
3.13.2	Device	73
3.14	Version 2.0.300	75
3.14.1	What's New.....	75
3.14.1.1	Resolved Limitations in Version 2.0.300	77
3.14.1.2	Known Limitations in Version 2.0.300	77
3.15	Version 2.0.264	80
3.15.1	What's New.....	80
3.16	Version 1.19.341	82

3.16.1	What's New.....	82
3.16.1.1	Resolved Limitations in Version 1.19.341	84
3.16.1.2	Known Limitations in Version 1.19.341	85
3.17	Version 1.18.349	85
3.17.1	What's New.....	85
3.17.1.1	Resolved Limitations in Version 1.18.349	85
3.17.1.2	Known Limitations in Version 1.18.349	86

List of Tables

Table 1-1: RXV81 Bundles	10
Table 1-2: Specifications	11
Table 1-3: RXV200 Bundles	14
Table 1-4: RXV200 Specifications	17
Table 1-5: RX15 Specifications	19
Table 2-1: Resolved Device Limitations	24
Table 2-2: Resolved Teams Limitations	24
Table 2-3: Known Device Limitations	24
Table 2-4: Known Teams Application Limitations	25
Table 3-1: Resolved Device Limitations	29
Table 3-2: Resolved Teams Limitations	30
Table 3-3: Known Device Limitations	30
Table 3-4: Known Teams Application Limitations	30
Table 3-5: Resolved Device Limitations	37
Table 3-6: Resolved Teams Limitations	38
Table 3-7: Known Device Limitations in Version 2.6.228	39
Table 3-8: Known Teams Application Limitations in Version 2.6.228	39
Table 3-9: Resolved Device Limitations	42
Table 3-10: Resolved Teams Limitations	43
Table 3-11: Known Device Limitations in Version 2.4.121	44
Table 3-12: Known Teams Application Limitations in Version 2.4.121	44
Table 3-13: Resolved Device Limitations	49
Table 3-14: Resolved Teams Limitations	50
Table 3-15: Known Device Limitations in Version 2.4.55	50
Table 3-16: Known Teams Application Limitations in Version 2.4.55	51
Table 3-17: Resolved Device Limitations	54
Table 3-18: Resolved Teams Limitations	55
Table 3-19: Known Device Limitations in Version 2.2.808	56
Table 3-20: Known Teams Application Limitations in Version 2.2.808	57
Table 3-21: Resolved Device Limitations	58
Table 3-22: Resolved Teams Limitations	59
Table 3-23: Known Teams Application Limitations in Version 2.2.335	59
Table 3-24: Known Device Limitations in Version 2.2.335	59
Table 3-25: Resolved Device Limitations	68
Table 3-26: Resolved Teams Limitations	69
Table 3-27: Known Teams Application Limitations in Version 2.2.311	69
Table 3-28: Known Device Limitations in Version 2.2.311	69
Table 3-29: Resolved Device Limitations	72
Table 3-30: Known Teams Application Limitations in Version 2.0.369	73
Table 3-31: Known Device Limitations in Version 2.0.369	73
Table 3-32: RX-PAD Interface Description	76
Table 3-33: RX-PAD Specifications	77
Table 3-34: Resolved Device Limitations	77
Table 3-35: Known Teams Application Limitations in Version 2.0.300	77
Table 3-36: Known Device Limitations in Version 2.0.300	78
Table 3-37: Examples of Settings across 'Personal account' and 'Shared account'	80
Table 3-38: Resolved Device Limitations	84
Table 3-39: Known Teams Application Limitations in Version 1.19.341	85
Table 3-40: Known Device Limitations in Version 1.19.341	85
Table 3-41: Resolved Device Limitations	86
Table 3-42: Known Teams Application Limitations in Version 1.18.349	86
Table 3-43: Known Device Limitations in Version 1.18.349	86

Notice

Information contained in this document is believed to be accurate and reliable at the time of printing. However, due to ongoing product improvements and revisions, AudioCodes cannot guarantee accuracy of printed material after the Date Published nor can it accept responsibility for errors or omissions. Updates to this document can be downloaded from <https://www.audiocodes.com/library/technical-documents>.

This document is subject to change without notice.
Date Published: December-24-2024

Security Vulnerabilities

All security vulnerabilities should be reported to vulnerability@audiocodes.com.

WEEE EU Directive

Pursuant to the WEEE EU Directive, electronic and electrical waste must not be disposed of with unsorted waste. Please contact your local recycling authority for disposal of this product.

Customer Support

Customer technical support and services are provided by AudioCodes or by an authorized AudioCodes Service Partner. For more information on how to buy technical support for AudioCodes products and for contact information, please visit our website at <https://www.audiocodes.com/services-support/maintenance-and-support>.

Stay in the Loop with AudioCodes



Abbreviations and Conventions

Each abbreviation, unless widely used, is spelled out in full when first used.

Related Documentation

Document Name
RXV81 MTR on Android Video Collaboration Bar with RX-PAD or RCU Quick Guide
RXV200 MTR on Android Compute Unit Quick Installation Guide
Pairing RX-PAD with Microsoft Teams Room on Android
RX-PANEL Meeting Room Scheduler Quick Guide
One Voice Operations Center (OVOC) User's Manual
Device Manager Administrator's Manual
RXVCam70 Quick Guide
RXVCam360 Quick Guide

Documentation Feedback

AudioCodes continually strives to produce high quality documentation. If you have any comments (suggestions or errors) regarding this document, please fill out the Documentation Feedback form on our website at <https://online.audiocodes.com/documentation-feedback>.

1 Introduction

1.1 RXV81

AudioCodes' RXV81 is a standalone Microsoft Teams Rooms (MTR) on Android™ video bar that takes advantage of plug-and-play simplicity to deliver a familiar and exceptionally productive Microsoft Teams meeting experience.

Outstanding image clarity and enhanced voice quality ensure remote participants can see and hear everyone in the room and can also participate in full Teams video and content sharing sessions.

The RXV81 stands out with its video and audio capabilities, embedded speaker and a 6-element microphone array, as well as Full HD and ePTZ with 5x zoom. These combine seamlessly to make every meeting interactive and personable.

Stylishly designed and quick to set up, the RXV81 is by default a standalone MTR specifically designed for huddle rooms and small shared rooms, as well as for managers' and executives' personal offices in today's busy hybrid workplaces. When used as a standalone MTR, video and sharing are displayed on the TV screen and meetings are controlled via AudioCodes' RX-PAD Meeting Room Controller or the remote control (RC).

In addition to standalone mode, the RXV81 can be used in ad hoc peripheral mode. In this mode, customers connect RXV81 to a BYOD (Bring Your Own Device) (PC/laptop) running a UC client; the BYOD displays meeting video and content and meetings are controlled via the BYOD (join, accept, manage participants). Audio/video (camera ePTZ, mic mute) can be controlled via the UC client or the RC (camera on / off, mute, volume).

Deployment is straightforward with a robust bracket mount and minimal cable connections.

RXV81 is supported by AudioCodes' Device Manager, a plugin of the AudioCodes One Voice Operations Center (OVOC), allowing IT managers to remotely oversee and upgrade all deployed devices with ease from anywhere.

1.1.1 Highlights

RXV81 feature highlights:

- **Plug-and-Play Simplicity for Fast Setup.**
An easy-to-use mounting element and minimal cable connections enable quick and simple deployment.
- **[Optional] RX-PAD Meeting Room Controller**
- **[Optional] Unique Bluetooth Remote Control (RC).**
Leverages Bluetooth for full control and bi-directional communication. Intuitive. Illuminated 'Mute' and 'Teams' buttons.
- **Intuitive Meeting Experience.**
Fast access to meetings with one click to join using Microsoft Teams Room Android.
- **High Quality Video and Audio.**
Outstanding Full HD image clarity and superb surround sound ensures that everyone in the meeting room is seen and heard.
- **Wide-angle 4K Camera (12M Storage)**
Covers a 110° viewing angle capturing every seat in the room even in tight spaces with challenging lighting conditions. D: 120°/ H: 110°/ V: 75°

- **Easy to Manage from Anywhere.**
Enhance the meeting experience with centralized device management and monitoring from any location.
- **Peripheral Mode.**
RXV81 can be used on an ad hoc basis as a USB A/V peripheral for any UC client.

1.1.2 Benefits

- Intuitive meeting experiences with one click to join using the Microsoft Teams Rooms on Android application.
- An easy-to-use mounting element and minimal cable connections enable quick and simple deployment.
- Superior audio via a full-room pickup with no need for an additional external USB microphone or speaker.
- Effortlessly manage meetings using the dedicated Bluetooth remote control or RX-PAD Meeting Room Controller.
- Managed using AudioCodes' One Voice Operations Center (OVOC) Device Manager or Microsoft's Teams admin center (TAC).

1.1.3 Hardware Features

- RXV81 BYOD can be used on an ad hoc basis as a USB A/V peripheral for any UC client
- Wide-angle lens with 110° field of view (FoV) covers every seat in the meeting room. D: 120° / H: 110° / V: 75°
- Adjustable camera position with ePTZ support - 5x zoom - digital 5x zoom in. Manually vertically (up/down) adjustable $\pm 15^\circ$.
- 6-element microphone array with 4.5 m pickup range for mid-size rooms and a 10W speaker for superb sound
- Stylish design and finish.
- Built-in dual band Wi-Fi and Bluetooth.
- High Dynamic Range (HDR) automatically ON - Wide Dynamic Range (WDR).

1.1.4 Bundles

The RXV81 is available in two bundles.

Table 1-1: RXV81 Bundles

Name of Bundle	Details
TEAMS-RXV81	<ul style="list-style-type: none"> ■ Managers offices ■ RXV81 main unit ■ Smart BT Remote Controller
TEAMS-RXV81-B10	<ul style="list-style-type: none"> ■ Shared rooms ■ 5-6 participants ■ RX-PAD Meeting Room Controller

1.1.5 Specifications

The following table shows the RXV81 specifications.

Table 1-2: Specifications

Feature	Details
Video capabilities	<ul style="list-style-type: none"> ▪ Ultra HD 4k image sensor ▪ Super-wide angle horizontal field of view: 110° ▪ Lens: Fixed focus ▪ ePTZ capable, digital 5x zoom in ▪ Output resolution: 1080p ▪ Frame rate: 30 fps ▪ Manually adjustable, vertically (up/down) $\pm 15^\circ$ ▪ High Dynamic Range (HDR) automatically ON - Wide Dynamic Range (WDR).
Audio	<ul style="list-style-type: none"> ▪ Full duplex, noise suppression, acoustic Echo Cancellation, voice separation ▪ 6x beamforming microphone array ▪ Voice pickup range: 4.5m (15ft) ▪ 10W speaker
Device Interfaces	<ul style="list-style-type: none"> ▪ HDMI Output to TV ▪ Power/reset button ▪ USB 3.0 Type A (host) marked 1 to allow touch LCD or connectivity to wireless KB via BT USB dongle ▪ Ethernet: 10/100 Mbps (RJ-45) network interface ▪ USB2.0 Type-C (device) marked 2 to connect to PC/MAC BYOD device (peripheral mode) ▪ 3 status LEDs indicating camera on/off, mute on, call state, device health ▪ Wi-Fi (dual band support) ▪ Bluetooth 5.0 ▪ 12V/3A DC power input ▪ Bluetooth managed remote controller
Network Provisioning	<ul style="list-style-type: none"> ▪ TCP/IP (IPv4), DHCP/ static IP; Time and date synchronization via SNTP; VLAN support; QoS support: IEEE 802.1p/Q tagging (VLAN) ▪ Layer 3 TOS and DSCP RTCP support: (RFC 1889) ▪ IP address configuration: TCP/IP (IPv4), DHCP/static IP Time and date synchronization: SNTP ▪ QoS support: IEEE 802.1p/Q tagging (VLAN), Layer 3 TOS and DSCP RTCP support: (RFC 1889)
OS	<ul style="list-style-type: none"> ▪ Android 12
Security	<ul style="list-style-type: none"> ▪ Encryption: TLS (Transport Layer Security), SRTP encryption for media, AES256 ▪ Network Access Control: IEEE 802.1x ▪ Built-in certificate
Management	<ul style="list-style-type: none"> ▪ AudioCodes Device Manager, a plugin of AudioCodes One Voice Operations Center (OVOC)
Microsoft Teams Features (Android MTR)	<ul style="list-style-type: none"> ✓ Calendar integration (with meeting preview) and one click to join Teams meetings ✓ Meet now option ✓ Simple sign-in interface from browser or smartphone with a code

Feature	Details
	<ul style="list-style-type: none"> ✓ 'Direct guest join' to allow joining a third-party meeting ✓ 'Cast info' from mobile to the RXV81 screen over Bluetooth ✓ 'Room remote' using Teams mobile app allowing to control the RXV81 ✓ Remote sign-out from Microsoft Teams admin center (TAC). ✓ Hide names and meeting titles for individual devices ✓ Meeting stage ✓ Multi-spotlight ✓ Docked meeting controls ✓ Reactions ✓ Control camera/mic for attendees ✓ Live Captions in regular one-on-one calls and in Teams meetings ✓ Whiteboard support when signed in with personal account (short term roadmap for whiteboard support with room account) ✓ Multi-cloud sign-in support ✓ Remote provisioning and sign-in from TAC
RXV81 Device Feature Set	<ul style="list-style-type: none"> ▪ Camera settings with different privileges for user and Admin ▪ In idle (Admin) and during a call/meeting (all users), long-pressing the camera button on the RC allows: <ul style="list-style-type: none"> ✓ Defining/editing a new preset ✓ Moving to different presets ✓ Changing all settings options ▪ Video quality: Resolution of 1080p on the decoder side and 720p on the encoding side ▪ RXV81 integration with AudioCodes OVOC-DM ▪ RXV81 Alerts to AudioCodes OVOC-DM: <ul style="list-style-type: none"> ✓ Notification sent to screen/TV and to Device Manager if Remote Control is disconnected or if it's malfunctioning ✓ Notification sent to screen/TV and to Device Manager if Remote Control battery voltage level falls low, indicating what percentage level remains unused ✓ Remote Control flashes if the connection to the RXV81 fails. ▪ Camera frequency set per power supply: <ul style="list-style-type: none"> ✓ 110V – 60Hz ✓ 220V – 50Hz ▪ Shortcut keys for administrators to manually perform recovery operations ▪ Ad-Hoc Peripheral Mode allows connecting RXV81 BYOD via USB to the PC as a peripheral device.

1.2 RXV200

The enterprise workspace and meeting space have changed dramatically over the past decade. Virtually all our communication today is hybrid, involving both on-site participants gathered in one or more meeting rooms and online participants located in their home offices or on the go. Modern meeting devices must be adaptable enough to accommodate any room size or shape, while minimizing the number of table-mounted accessories and devices apart from a microphone and a meeting room controller like the AudioCodes RX-PAD.

To meet this specific need, AudioCodes has created a range of RXV200 bundles which function as Microsoft Teams Rooms on Android devices.

The AudioCodes RXV200 Android compute MTR is a robust, dependable and adaptable solution that enables an easy upgrade of any component within the meeting room, thereby facilitating the adoption of new and advanced devices to keep up with latest technology trends without excessive expenditure. Together with the RX-PAD meeting controller, it provides an easy meeting room experience that significantly boosts productivity.

This Android compute MTR unit serves as the meeting room's nerve center and sits at the heart of the RXV200-B20 and RXV200-B40 bundles. It can be connected to a variety of cameras, audio sources and advanced AI applications.

Controlled by AudioCodes' RX-PAD Meeting Room Controller, the RXV200 offers innovative features such as one-click-to-join with an integrated calendar for easy collaboration initiation, smooth content sharing and simple camera adjustments for a complete hybrid experience.

See also AudioCodes website [here](#) for additional information.

1.2.1 Highlights

RXV200 feature highlights are:

- Multiple device support for mix-and-match adaptability
- Reliable Android compute unit for every room configuration
- Simple deployment and management
- Cost-effective and value for money
- Allows future addition and upgrade of peripherals (mix-and-match of video and audio devices)
- Comprehensive support for Microsoft Teams features is provided for a complete hybrid collaboration
- Intuitive meeting experience with calendar integration and click-to-join or proximity-join experience

1.2.2 Benefits

- AudioCodes' RXVCam50 AI Camera provides superb video quality (HD, 4K, auto-framing, EPTZ).
- AudioCodes' RXVCam360 Video Conferencing Camera provides exceptional image clarity via four high resolution lenses, each with 5M pixel camera, 360° FoV, ultra high-resolution, high-quality 4K video at 30fps, powerful 8W speaker, four mics for a perfect audio experience, advanced AI-powered video conferencing features, in-room control via AudioCodes' RX-PAD or Bluetooth RC, centralized management and monitoring via AudioCodes' Device Manager.
- AudioCodes' RXVCam70 PTZ Camera: 4K dual lens, designed for medium and large meeting rooms, boasts a 12x optical zoom close-up lens, a 119° DFOV panoramic lens and built-in mic array. Delivers an optimal audio and video meeting experience for all participants. Advanced built-in AI features, including auto-framing, speaker tracking and smart gallery, ensure that every moment of every meeting is captured automatically. RXVCam70 complements AudioCodes solution bundles for medium-large Android and Windows Microsoft Teams Rooms, helping you create an optimized environment for hybrid Teams meetings.
- Hear and be heard with crystal-clear sound
- Human sensor for activating the system and welcoming the user upon proximity
- An optimal solution for small to large meeting spaces
- Optional centralized management with AudioCodes' OVOC
- Fully controllable by the RX-PAD Meeting Room Controller center-of-room intelligent touch controller

1.2.3 Bundles

The RXV200 supports multiple devices for mix-and-match adaptability and simplified deployment and management.

RXV200 bundles provide a reliable solution for every room layout and allow easy meeting room component upgrades.

The RXV200 is available in five main bundles.

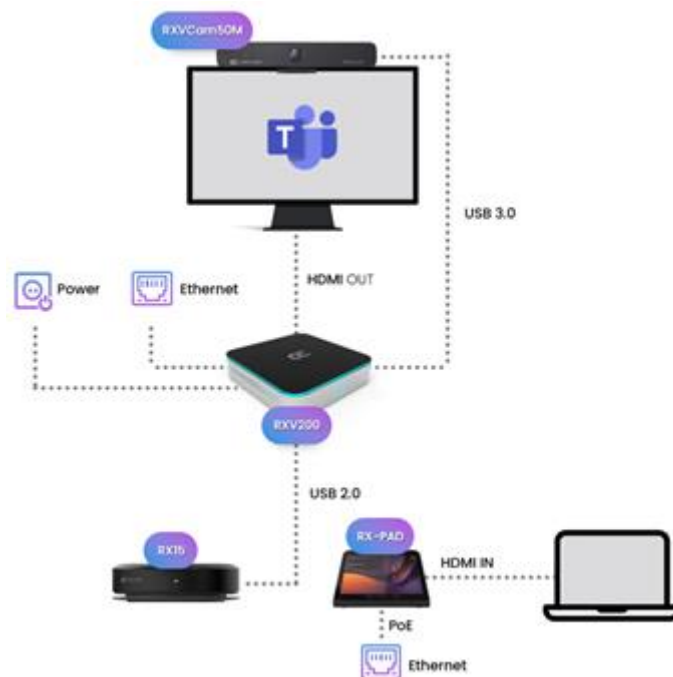
Table 1-3: RXV200 Bundles

Name of Bundle	Description
RXV200-B05	<ul style="list-style-type: none"> ▪ Leverages RX-PAD to enable integration of an existing conference room AV system with Microsoft Teams. Connects to an existing audio-video conference system. ▪ Any room size ▪ Any number of participants
RXV200-B20	<ul style="list-style-type: none"> ▪ RX-PAD ▪ RXVCam50 ▪ RX15 (audio) ▪ Small rooms of up to 10 participants ▪ See schematic diagram below
RXV200-B360	<ul style="list-style-type: none"> ▪ RX-PAD ▪ RXVCam360 (video audio) ▪ Small-medium size rooms of 2-8 participants ▪ Productivity: Meeting Insights ▪ See schematic diagram below
RXV200-B40	<ul style="list-style-type: none"> ▪ RX-PAD ▪ RXVCam50 ▪ RX40 (audio) ▪ Medium size rooms of 6-12 participants ▪ Productivity: Meeting Insights ▪ See schematic diagram below
RXV200-B70	<ul style="list-style-type: none"> ▪ RX-PAD ▪ RXVCam70 ▪ RX40 (audio) ▪ Large rooms of 10-18 participants ▪ Productivity: Meeting Insights ▪ See schematic diagram below

1.2.3.1 RXV200-B20 Bundle

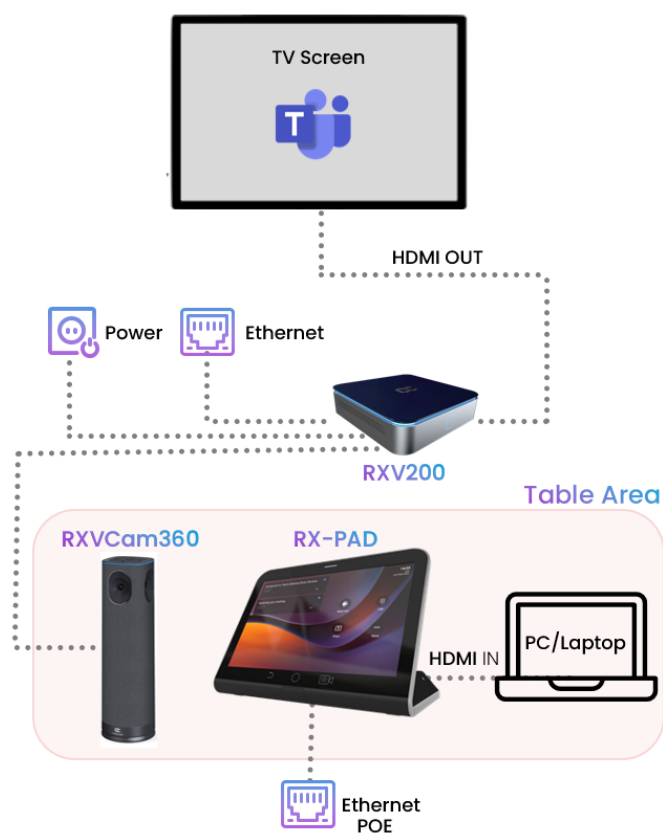
The figure below illustrates the RXV200-B20 bundle.

Figure 1-1: RXV200-B20



1.2.3.2 RXV200-B360 Bundle

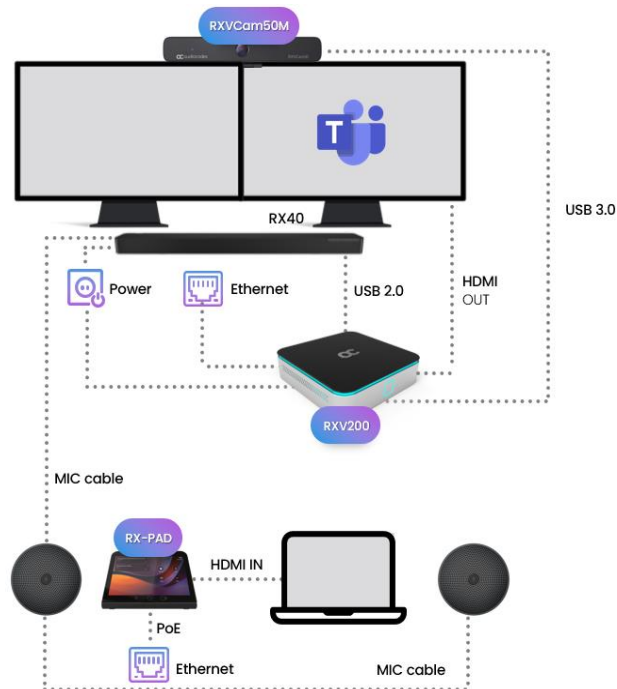
Figure 1-2: RXV200-B360



1.2.3.3 RXV200-B40 Bundle

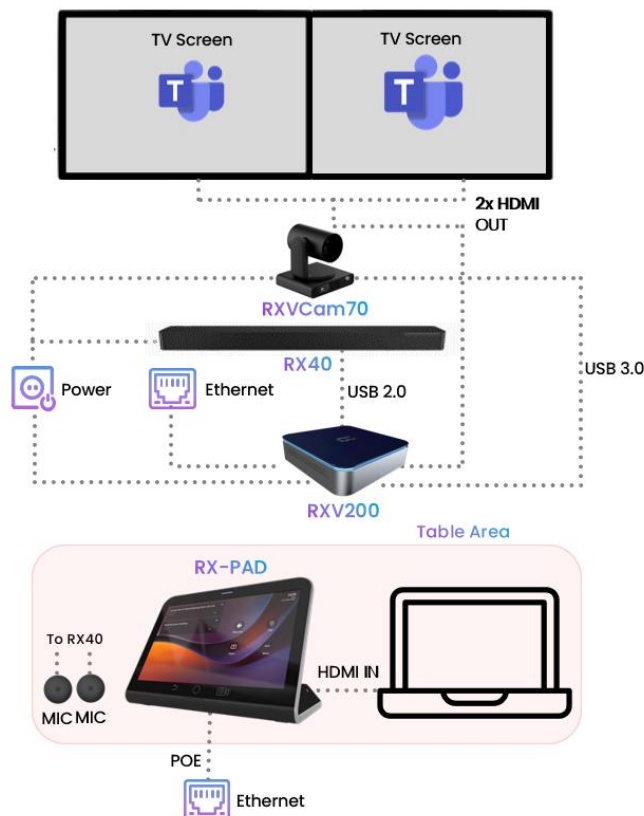
The figure below illustrates the RXV200-B40 bundle.

Figure 1-3: RXV200-B40



1.2.3.4 RXV200-B70 Bundle

Figure 1-4: RXV200-B70



1.2.4 Hardware

The RXV200's plug-and-play simplicity makes it easy to connect a screen, sound system and AI camera with auto-framing to simplify Microsoft Teams physical whiteboard sharing, all controlled by a meeting room controller.

- HDMI In enables participants to share their desktop during a meeting via a simple cable connection
- 1x USB C and 2x USB A to connect camera and audio peripherals

1.2.5 Management

RXV200 bundles are managed using AudioCodes' One Voice Operations Center (OVOC) Device Manager or Microsoft's Teams admin center (TAC), enabling IT admins to monitor and upgrade the devices from anywhere. Using OVOC, IT admins can easily monitor and manage all bundled devices from a centralized location. Management includes:

- Firmware management / upgrade
- Alarm management
- Upgrade the MTR APK

1.2.6 Specifications

The powerful RXV200 Android compute unit is suited to every room configuration. The device supports:

- Multiple cameras
 - Modular design allows connecting any current and future peripherals
 - Superb video quality provided by AudioCodes's RXVCam50M camera (HD, 4K, auto framing, EPTZ)
- Dual screen support
- Any sort of audio
 - Hear and be heard with crystal-clear sound using the RX40 sound bar or RX15 speakerphone
- Advanced AI capabilities
- Fully controllable by RX-PAD center-of-room intelligent touch controller
- RX-PAD includes proximity sensor for activating the system and welcoming users
- HDMI In enables participants to share their desktop content during a meeting via a simple cable connection
- HDMI Out CEC (Consumer Electronics Control) One-Touch-Play

The table below shows RXV200 specifications.

Table 1-4: RXV200 Specifications

Feature	Description
Camera inputs	<ul style="list-style-type: none"> ■ 2 X 4K simultaneous camera inputs
HDMI Outputs	<ul style="list-style-type: none"> ■ 2 X HDMI 1.4 Output to external screens (not for audio purposes)
HDMI Input type	<ul style="list-style-type: none"> ■ HDMI 2.0 In (including audio)
Network provisioning	<ul style="list-style-type: none"> • TCP/IP (IPv4), DHCP/ static IP; Time and date synchronization via SNTP; VLAN support; QoS support: IEEE 802.1p/Q tagging (VLAN) • Layer 3 TOS and DSCP RTCP support: (RFC 1889) • IP address configuration: TCP/IP (IPv4), DHCP/static IP; Time and date synchronization: SNTP

Feature	Description
	<ul style="list-style-type: none"> QoS support: IEEE 802.1p/Q tagging (VLAN), Layer 3 TOS and DSCP RTCP support: (RFC 1889)
Performance	<ul style="list-style-type: none"> PROCESSOR Snapdragon™ QCS8250 MEMORY LPDDR5, 8G STORAGE UFS3.1, 128G GRAPHICS Adreno™ 650
Device interfaces	<ul style="list-style-type: none"> Ethernet: 10/100/1000 Mbps (RJ-45) network interface Wi-Fi (dual band support) Support 802.11 a/b/g/n/ac/ax Bluetooth 5.1 Proximity join and casting via Bluetooth 3 x USB interfaces – 2 USB3 Type A, 1 USB-C 2 x HDMI Out interfaces 1 x HDMI In 12V/3A DC power input
Wi-Fi type	<ul style="list-style-type: none"> Dual band Wi-Fi
USB port types	<ul style="list-style-type: none"> One USB-C connector and two USB-A connectors for audio peripherals
Android version	<ul style="list-style-type: none"> Android 10
Chipset type	<ul style="list-style-type: none"> Latest chipset from QUALCOMM for video/conf applications
OS	<ul style="list-style-type: none"> OS10
UC platform support highlights	<p>Microsoft Teams Room on Android (MTRA) application with:</p> <ul style="list-style-type: none"> Intuitive meeting experience with calendar integration and click-to-join or proximity-join experience
Security	<ul style="list-style-type: none"> Encryption: TLS (Transport Layer Security), SRTP encryption for media, AES256 Network Access Control: IEEE 802.1x Built-in certificate Kensington Lock for security measures
Design	<ul style="list-style-type: none"> DIMENSIONS (W X D X H) 170 x 170 x 41.3 mm WEIGHT 0.75 kg
Manageability	<ul style="list-style-type: none"> AudioCodes One Voice Operation Center (OVOC)

1.2.6.1 RX15

Following are the RX15 specifications.

Table 1-5: RX15 Specifications

Feature	Description
Connectivity	
USB	USB 2.0
Microphone	
Pickup distance	2.5 meters radius
Microphone	6 element microphone array
Frequency	150Hz~8kHz
Sensitivity	38dBV
Signal-to-noise ratio	65dB
Speaker	
Maximum sound pressure level	80dB SPL at 1m
Distortion	$\leq 4\%$ @ 150Hz~16kHz
Signal-to-noise ratio	≥ 75 dB at 1m
Frequency response	150Hz~16kHz
Interfaces	
Buttons	6 (Power, Answer/Hang Up, Mute, Bluetooth, Volume +, Volume -)
Indicator light	Power, Volume, Bluetooth, Mute, Answer/Hang Up
Other parameters	
Device weight	395gr
Dimensions	120mm x 35.2mm
Storage temperature	-20°C to 65°C

1.2.6.2 RXVCAM50M

Following are the RXVCAM50M specifications.

Feature	Description
Camera	
Image Sensor	1/2.5 inch high quality 4K CMOS sensor
Effective Pixels	8.28MP, 16:9
Video Output	USB3.0, Type B.
Video Resolution	3840×2160 @30fps, 1920×1080P @30fps/25fps, 1280×720P @30fps/25fps Sub stream: 1280×720P @30fps/25fps, 640×480P @30fps/25fps, 320×172P @30fps/25fps
Angle of View	102°(D) / 100°(H) / 64°(V)
Focal Length	f=2.26mm
Aperture	F1.8
Minimum Illumination	0.1Lux (F1.8, AGC ON)
Digital Zoom	10x
DNR	2D & 3D DNR
PTZ Control	Supports ePTZ
Input Voltage	DC 5V
Input Current	1A (Max)
Power Consumption	5W (Max)
Store Temperature	-10°C~+60°C
Store Humidity	20%~90%
Working Temperature	-10C°~+50°C
Working Humidity	20%~80%
Dimensions	220mm x 93.75mm x 56.5mm

1.3 RX-PAD

AudioCodes' RX-PAD Meeting Room Controller is a center-of-room intelligent touch controller that provides quick and complete access to AudioCodes meeting room solutions. It enables capabilities such as one-click collaboration initiation with an integrated calendar, simple content sharing and camera adjustments, and much more, all while retaining a modest footprint on the conference room table.

RX-PAD leverages plug-and-play simplicity to provide a productive and familiar Microsoft Teams meeting experience, requiring only a PoE cable for quick installation. This cable is inserted into a cleverly designed compartment that prevents it from being accidentally disconnected by a meeting participant.

RX-PAD available as a bundle with:

- RXV81 MTR on Android Video Collaboration Bar
- RXV200 MTR on Android Compute

1.3.1 Highlights

For more information, see [here](#).

1.3.2 Specifications

Feature	Specification
Display	Landscape Touch 8" LCD (1280 x 720 resolution)
Device interfaces	<ul style="list-style-type: none">• Ethernet: 10/100/1000 Mbps (RJ-45) network interface (PoE)• Dual-band Wi-Fi and Bluetooth• 12V/2A DC power input• Proximity Sensor (see previous table for description)• HDMI In (enables participants to share their desktop content during a meeting via a simple cable connection)
Network provisioning	<ul style="list-style-type: none">• TCP/IP (IPv4), DHCP/ static IP; Time and date synchronization via SNTP; VLAN support; QoS support: IEEE 802.1p/Q tagging (VLAN)• Layer 3 TOS and DSCP RTCP support: (RFC 1889)• IP address configuration: TCP/IP (IPv4), DHCP/static IP Time and date synchronization: SNTP
OS	Android 12
UC platform support highlights	<ul style="list-style-type: none">• Intuitive meeting experience with calendar integration and click-to-join meetings or proximity join experience• Easy-to-use touch controller for meeting management

1.4 RX-PANEL

AudioCodes' RX-PANEL Meeting Room Scheduler is a purpose-built Microsoft Teams Panel with an intuitive touchscreen display. Neatly installed right at the entrance to the meeting room, the RX-PANEL's brightly colored status LED enables users to quickly see the meeting room's availability from a distance. Users can also view the meeting details on its sleek and clear LCD screen and reserve a meeting room on the spot.

1.4.1 Highlights

RX-PANEL supports the following features:

- Utilizes plug-and-play simplicity to boost the meeting room experience with a dedicated panel showing the meeting details and room availability.
- Easily reserve the room for ad-hoc meetings.
- Unique, clearly visible status LED indicating meeting space availability.
- Glass and wall mountable for a professional and spotless appearance.
- Dedicated special touch buttons (Home and Back).
- High-resolution 8-inch touchscreen.
- Runs Android 12 for improved security.
- Can be managed by AudioCodes Device Manager.

Part number: TEAMS-RX-PANEL– MSRP

1.4.2 Specifications

The following table shows the RX-PANEL specifications.

Feature	Description
LCD	<ul style="list-style-type: none"> • High resolution touch LCD, anti fingerprints, 1280 x 800
Built-in keys	<ul style="list-style-type: none"> • Dedicated touch keys – Home and Back
Power	<ul style="list-style-type: none"> • PoE Class 3 or external power supply
Connectivity	<ul style="list-style-type: none"> • Dual Band Wi-Fi • Bluetooth 5.0 • PoE Class 3 • Ethernet
LED	<ul style="list-style-type: none"> • RGB Status LED
Dimensions (W x H x D mm)	223.4 x 155.9 x 24.4
Weight (kg)	0.8
Mounting	Wall and glass mount (the glass option should be ordered separately)
Certifications	Microsoft Teams Rooms – coming soon Q3 2003
Compatibility	Works with Android and Windows based meeting room devices

2 Version 2.6.293

2.1 What's New

**Note:**

- Version 2.6.293 of RXV81 (bundled with RX-PAD) and RXV200 (bundled with RX-PAD) includes Microsoft Teams app 2.3.0 (2024080804). For a list of new features / resolved limitations in the Teams app, go [here](#).
- Version 2.6.293 of RX-PANEL includes Microsoft Teams app 3.2.0 (2024081207). For a list of new features / resolved limitations in the Teams app, go [here](#).

**Note:**

- MTRA = Microsoft Teams Room on Android
- MTRA in this document refers to both RXV81 and RXV200

■ Migration to Android Open-Source Project (AOSP)

Starting from this release, Microsoft Teams Android devices have migrated to Microsoft Intune Android Open Source Project (AOSP) device management. AOSP device management will be the mobile device management (MDM) platform for Teams devices.

This offers more reliable and improved deployment experience for admins and serves as the platform for future innovation and richer management scenarios for Microsoft Teams Android devices (Teams Rooms, Teams panels, Teams phones, and Teams displays).

AOSP Device Management replaces the legacy Android Device Administrator solution used for managing Teams Devices.

For more info about the AOSP migration, please refer to [Moving Teams Android Devices to AOSP Device Management | Microsoft Community Hub](#).



Note: Running tenants without any Intune policies doesn't require following the above guide to create new appropriate rules to comply with AOSP. Migrated devices using Company Portal app to Authenticator app (AOSP) performs smoothly, requiring only the use of a new firmware provided by AudioCodes.

2.2 Resolved Limitations in Version 2.6.293

2.2.1 Device

Table 2-1: Resolved Device Limitations

Incident	Description
IPPAN-14283	[RXV200] Sometimes, the RXVCam360 freezes during a meeting.
IPPAN-14103	The device allows installation of an earlier Teams app version via Teams admin center (TAC).

2.2.2 Teams Application

Table 2-2: Resolved Teams Limitations

Incident	Description
-	-

2.3 Known Limitations in Version 2.6.293

2.3.1 Device

Table 2-3: Known Device Limitations

Incident	Description
IPPAN-9492	[RXV200] When both HDMI Out ports are connected, the touch screen functions only on the TV connected to HDMI2. This will be handled in the next major release, version 2.8.
IPPAN-13569	Sometimes, after RXV200 is unpaired with RX-PAD, RXV200 displays a black screen, but it can be 'woken up' This will be handled in the next major release, version 2.8.
IPPAN-13573	RXV81 in Ad Hoc Peripheral Mode cannot restore Camera Settings.
IPPAN-13878	[RXV200] On rare occasions, RXVCam360 might freeze during a Teams meeting and need a reboot to recover.
IPPAN-13834	The local participant views the RXVCam50M Camera Settings menu displayed reversed. The remote participant views it in the correct direction. This issue will be addressed in the next major release of AudioCodes firmware for MTR on Android.

2.3.2 Teams Application

Table 2-4: Known Teams Application Limitations

Incident	Description
IPPAN-5082	When using right-to-left languages (Hebrew, for example), the soft dial pad and displayed dial string are reverted.
-	In some cases, signing in as user 'B' after the device was used by 'A' isn't flawless. Restore to default is consequently recommended after signing out.
IPPAN-10643	[RX-PAD] There's a delay on RX-PAD when you answer a call. It's immediately displayed on the monitor but on RX-PAD the answering and call menus are still displayed after two to four seconds.
IPPAN-12728	On some occasions, connecting two TV screens to RXV200 resulted in the Teams app getting stuck on 'Verifying a few things...' when first signing in. To work around this limitation, a single TV screen can be used during the sign-in.
IPPAN-12738	On rare occasions, the same screen displayed on HDMI1 and HDMI2 results in no secondary screen.
IPPAN-13566	After setting 'Font Size' to 'Largest', the 'Source' pane in the page located under Teams Admin Settings > Devices > Room Camera > Source shows a partial (cut-off) list of cameras.
IPPAN-13458	When RXV200 is connected to RXVCam50/70/360 and RXVCam10 is added as the Content Camera, if RXVCam50/70/360 is disconnected and reconnected during a meeting, RXVCam50/70/360 does not function.
IPPAN-13564	RX-PANEL syncs 'Busy' LED only for scheduled meetings and reserved meetings.

3 Previous Releases

3.1 Version 2.6.280

3.1.1 What's New



Note:

- Version 2.6.280 of RXV81 (bundled with RX-PAD) and RXV200 (bundled with RX-PAD) includes Microsoft Teams app 2.3.0 (2024080804). For a list of new features / resolved limitations in the Teams app, go [here](#).
- Version 2.6.280 of RX-PANEL includes Microsoft Teams app 3.2.0 (2024081207). For a list of new features / resolved limitations in the Teams app, go [here](#).



Note:

- MTRA = Microsoft Teams Room on Android
- MTRA in this document refers to both RXV81 and RXV200

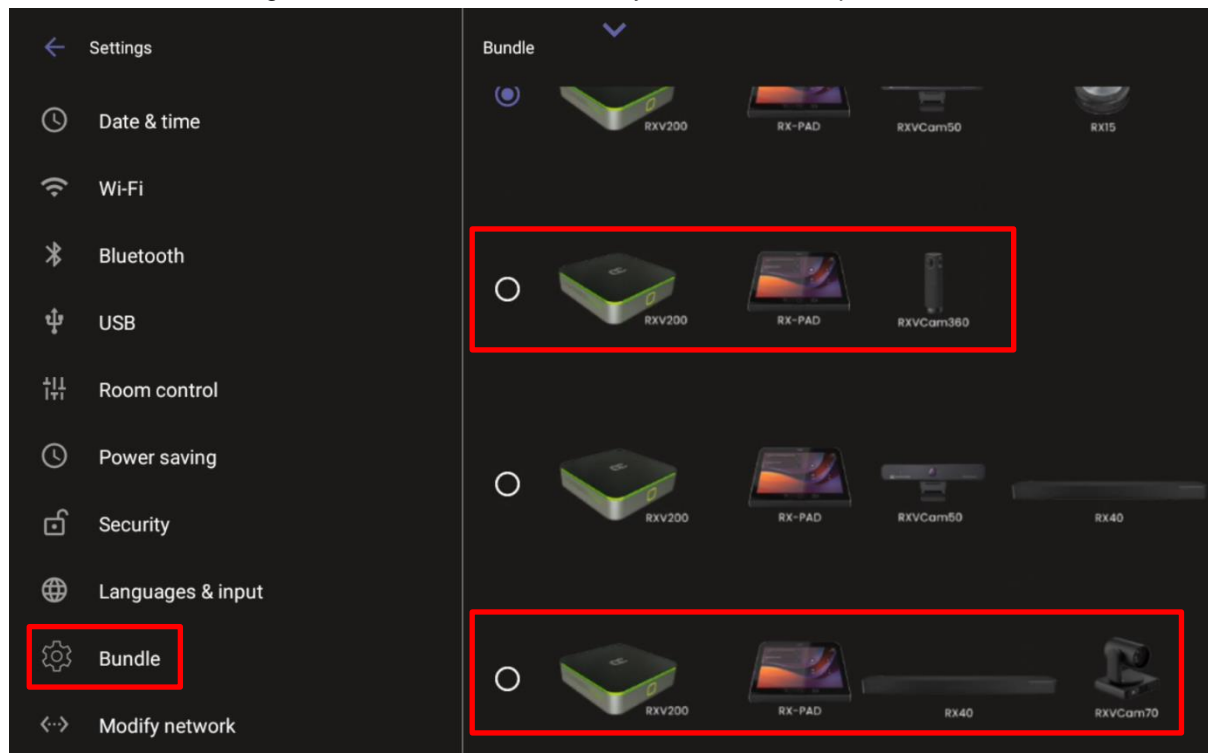
■ **New Microsoft apps:**

- MTRA Microsoft Teams app MTRA 2.3.0 (2024080804).
Introduced in this update:
 - ◆ **Custom backgrounds** Pro. IT admins can upload custom background images on the Teams admin center to reinforce their company brand on their Teams Rooms on Android devices. The main room display, extended room display, and touch console can each have their own specific background image. PNG, JPG, and JPEG formats are supported. This feature is only available with the Teams Rooms Pro license. [Learn more](#).
 - ◆ **Join Zoom meetings with an ID and passcode**. Users can now join Zoom meetings with an ID and a passcode on Teams Rooms on Android. Rooms must be configured to enable Direct Guest Join meetings. [Learn more](#).

For Microsoft's 'Release Notes for Microsoft Teams Rooms', see [here](#).
- RX-PANEL Teams app 3.2.0 2024081207. For more information, see [here](#).
- Admin Agent 733
- Microsoft Intune Company Portal 5.0.6152 (same as previous release)

- [RXV200] **A new bundle B70** is available in this version. It includes:
 - RX-PAD
 - RXVCam70
 - RX40
- [RXV200] **A new bundle B360** is available in this version. It includes:
 - RX-PAD
 - RXVCam360

The figure below shows the two newly added bundle options:

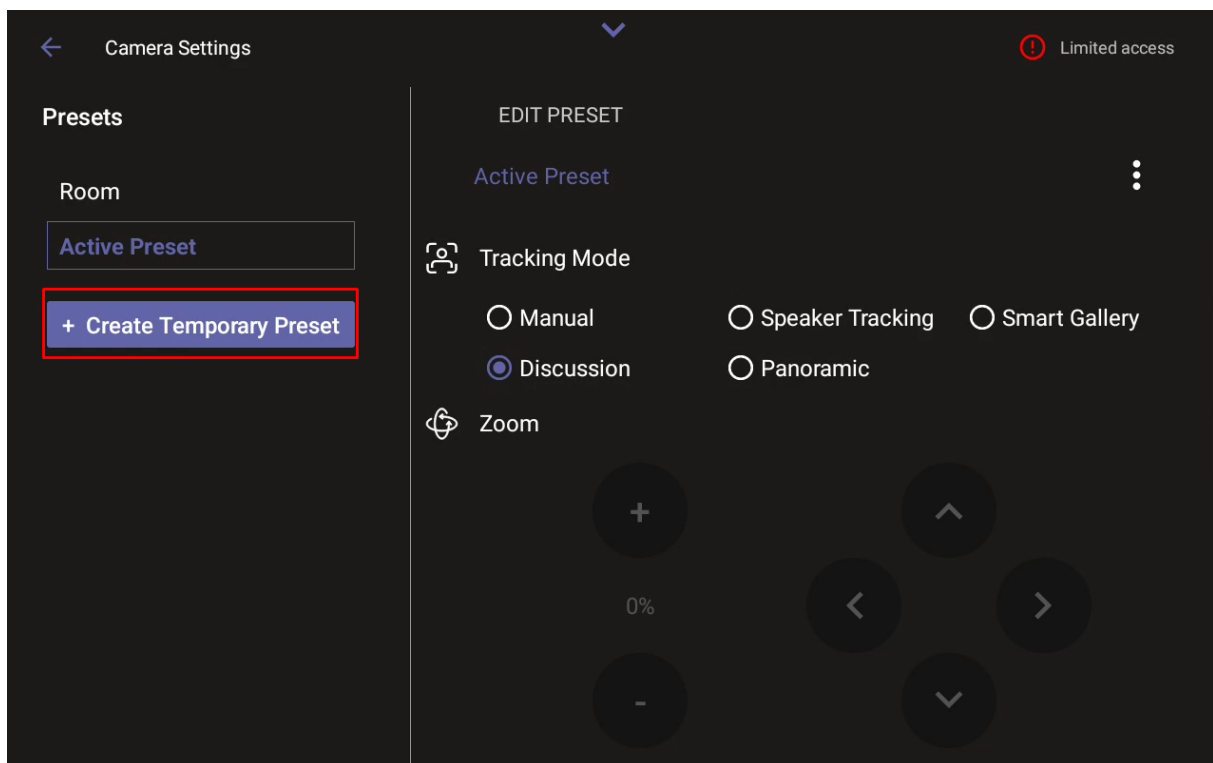
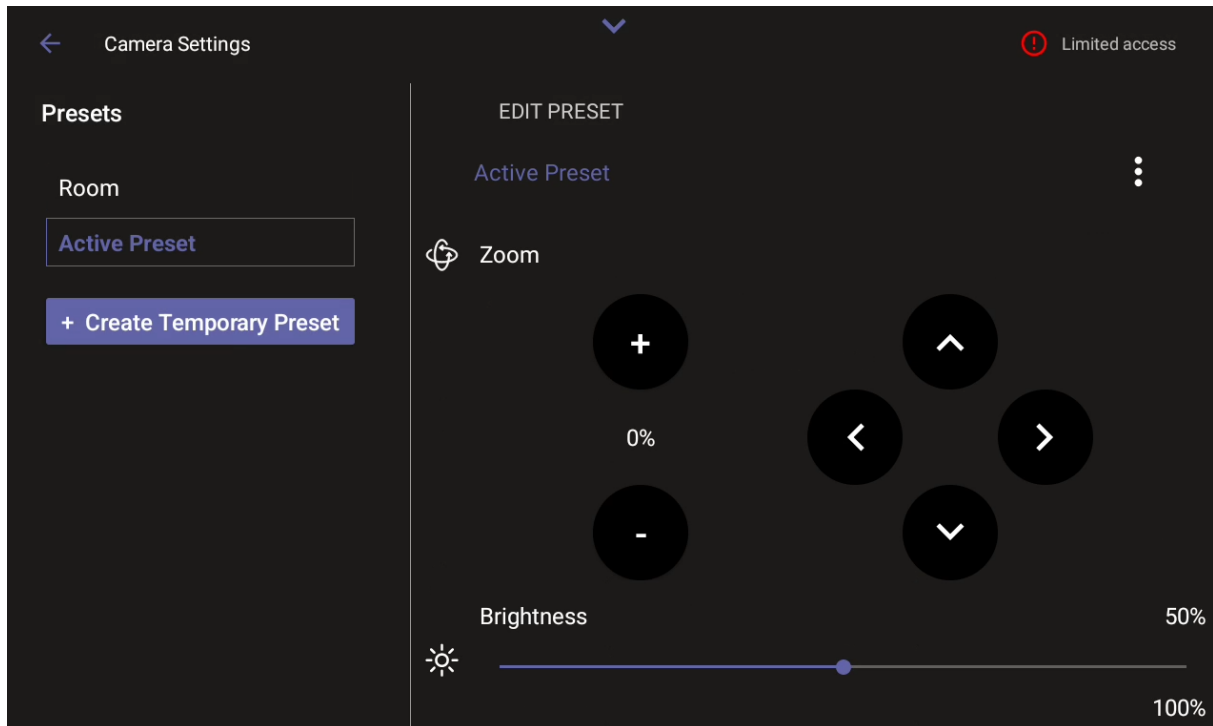


- **RXVCam50 camera quality has been improved.**

- **RX-PAD Camera Settings enhanced user experience.** RX-PAD's Camera Settings have been enhanced for a smoother and more intuitive user experience.

Zoom adjustments now offer greater precision and control.

Additionally, navigation arrows have been introduced for Tilt and Pan functionalities, providing a more natural and seamless interface for these movements.



- **Firmware Downgrade Block Introduced to Prevent Conflicts.** Starting from this version release, firmware downgrade is blocked. This will prevent a possible race condition between Microsoft Teams admin center (TAC) and AudioCodes' OVOC | Device Manager.
- **Peripheral Device Downgrade Restrictions Implemented.** Starting from this version release, downgrading peripheral devices (such as cameras and audio devices) to a version older than the built-in release on the RXV200 is restricted.
- RXV200 MTRA includes updated firmware for RXVCam70.
- RXV200 MTRA includes updated RXVCam360 video firmware.

3.1.2 Resolved Limitations in Version 2.6.280

3.1.2.1 Device

Table 3-1: Resolved Device Limitations

Incident	Description
IPPAN-13904	[RX-PAD] On some occasions, the 'Settings isn't responding' popup appears during HDMI IN casting. Rebooting solves the issue.
IPPAN-13565	[RX-PAD] On rare occasions, the 'Settings isn't responding' popup appears during normal RX-PAD UI use. Rebooting solves the issue.
IPPAN-13940	[Bundle Settings] On some occasions, the bundle settings disappear after selecting a bundle.
IPPAN-13955	[Camera Settings] On 'Active Preset' and 'Temporary Preset', after switching 'Color Mode' the Brightness/Contrast/Saturation sliders aren't in sync.
IPPAN-13200	[RXV81] On some occasions, adding people to an existing meeting results on one-way voice (people in the RXV81 meeting room cannot hear the remote party who joined the meeting).
IPPAN-13611	[RXV200 + RXVCam70] On some occasions, the Camera Settings do not function optimally. Rebooting solves the issue.
IPPAN-13877	The phone's OVOC Device Manager module might crash when setting 'personal_settings/language' to an unrecognized string.
IPPAN-13745	[RX-PAD] In Camera Settings, clicking the RX-PAD back button does not take the user back to the Teams home screen.
IPPAN-13399	[RX-PAD] Sometimes, the default RX-PAD audio device list doesn't sync the newly connected audio device from the MTRA.
IPPAN-13299	[RXV200] RXVCam70 displays two RXVCam70 devices in Room Camera Source when connecting one RXVCam70.
IPPAN-13570	[RXV200] RXVCam70 connected to RXV200 is being reported twice with different versions.
IPPAN-13666	[RXV200] RXVCam70 main and secondary cameras get stuck during a meeting.
IPPAN-13631	[RXV200] RXVCam70 doesn't upgrade automatically after upgrading RXV200 with newer camera firmware.
IPPAN-13733	[RXV200] RXVCam360 firmware upgrade requires improvement because the crash risk is too high.
IPPAN-13660	[RXV200] RXVCam360 update from RXV200 fails.
IPPAN-13674	RXV200 sometimes does not detect RXVCam360.

3.1.2.2 Teams Application

Table 3-2: Resolved Teams Limitations

Incident	Description
-	-

3.1.3 Known Limitations in Version 2.6.280

3.1.3.1 Device

Table 3-3: Known Device Limitations

Incident	Description
IPPAN-9492	[RXV200] When both HDMI Out ports are connected, the touch screen functions only on the TV connected to HDMI2. This will be handled in the next major release, version 2.8.
IPPAN-13569	Sometimes, after RXV200 is unpaired with RX-PAD, RXV200 displays a black screen, but it can be 'woken up' This will be handled in the next major release, version 2.8.
IPPAN-13573	RXV81 in Ad Hoc Peripheral Mode cannot restore Camera Settings.
IPPAN-13878	[RXV200] On rare occasions, RXVCam360 might freeze during a Teams meeting and need a reboot to recover.
IPPAN-13834	The local participant views the RXVCam50M Camera Settings menu displayed reversed. The remote participant views it in the correct direction. This issue will be addressed in the next major release of AudioCodes firmware for MTR on Android.

3.1.3.2 Teams Application

Table 3-4: Known Teams Application Limitations

Incident	Description
IPPAN-5082	When using right-to-left languages (Hebrew, for example), the soft dial pad and displayed dial string are reverted.
-	In some cases, signing in as user 'B' after the device was used by 'A' isn't flawless. Restore to default is consequently recommended after signing out.
IPPAN-10643	[RX-PAD] There's a delay on RX-PAD when you answer a call. It's immediately displayed on the monitor but on RX-PAD the answering and call menus are still displayed after two to four seconds.
IPPAN-12728	On some occasions, connecting two TV screens to RXV200 resulted in the Teams app getting stuck on 'Verifying a few things...' when first signing in. To work around this limitation, a single TV screen can be used during the sign-in.
IPPAN-12738	On rare occasions, the same screen displayed on HDMI1 and HDMI2 results in no secondary screen.
IPPAN-13566	After setting 'Font Size' to 'Largest', the 'Source' pane in the page located under Teams Admin Settings > Devices > Room Camera > Source shows a partial (cut-off) list of cameras.

Incident	Description
IPPAN-13458	When RXV200 is connected to RXVCam50/70/360 and RXVCam10 is added as the Content Camera, if RXVCam50/70/360 is disconnected and reconnected during a meeting, RXVCam50/70/360 does not function.
IPPAN-13564	RX-PANEL syncs 'Busy' LED only for scheduled meetings and reserved meetings.

3.2 Version 2.6.228

3.2.1 What's New



Note:

- Version 2.6.228 of RXV81 (bundled with RX-PAD) and RXV200 (bundled with RX-PAD) includes Microsoft Teams app 2.2.2 (2024061103). For a list of new features / resolved limitations in the Teams app, go [here](#).
- Version 2.6.228 of RX-PANEL includes Microsoft Teams app 3.1.1 (2024071105). For a list of new features / resolved limitations in the Teams app, go [here](#).



Note:

- MTRA = Microsoft Teams Room on Android
- MTRA in this document refers to both RXV81 and RXV200

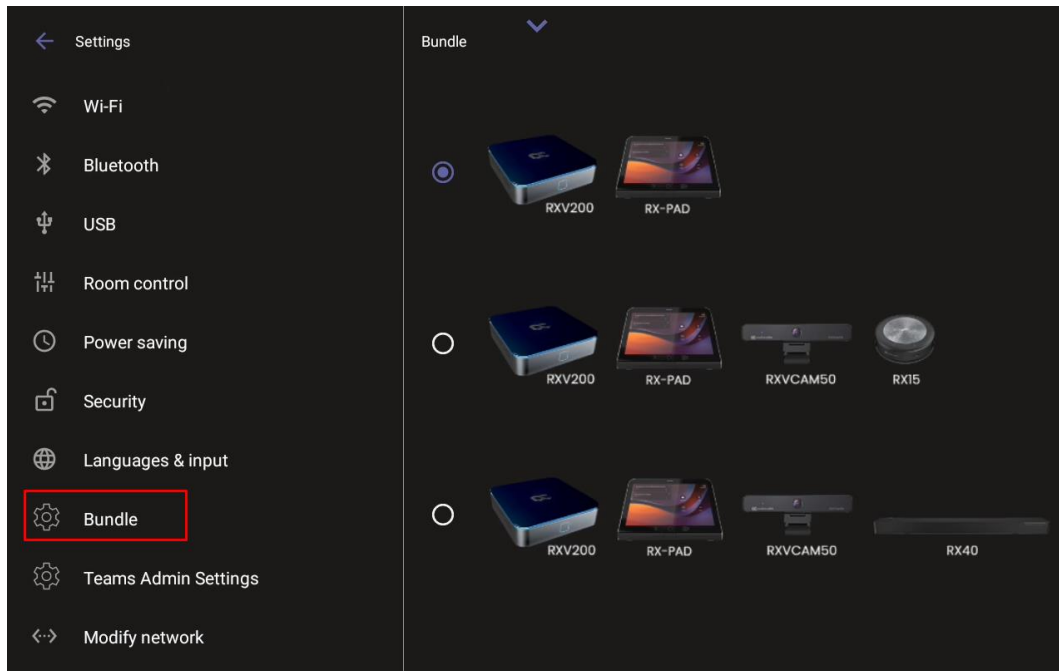
■ **New Microsoft apps:**

- MTRA Microsoft Teams app MTRA 2.2.2 (2024061103). For more information, see [here](#).
- RX-PANEL Teams app 3.1.1 2024071105. For more information, see [here](#).
- Admin Agent 703
- Microsoft Intune Company Portal 5.0.6152 (same as previous release)

■ **Share the user's PC screen via the RX-PAD HDMI In port.** The connection has been improved and is now much faster than previously

■ **MTRA 'Bundle Settings' are now supported from RX-PAD.** Before version 2.6, this feature was only supported via the MTRA Front of Room using RX-PAD's remote keyboard.

In version 2.6, the bundle settings are easily accessible from RX-PAD (relevant for RXV81 or RXV200).

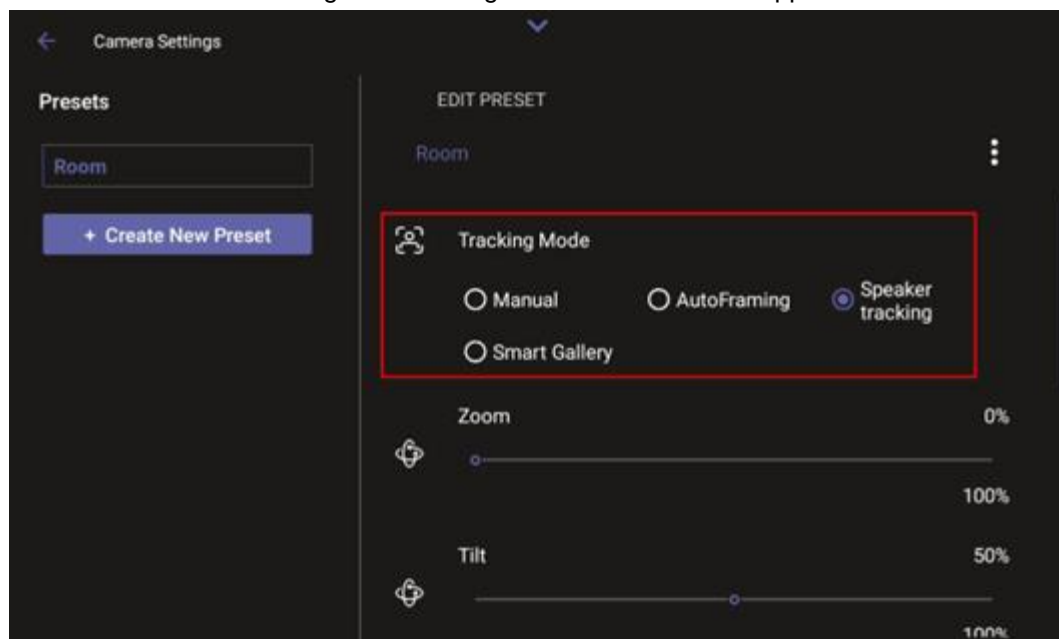


At any point, admin can rerun the wizard and change the bundle; the newly configured bundle overrides the existing bundle.

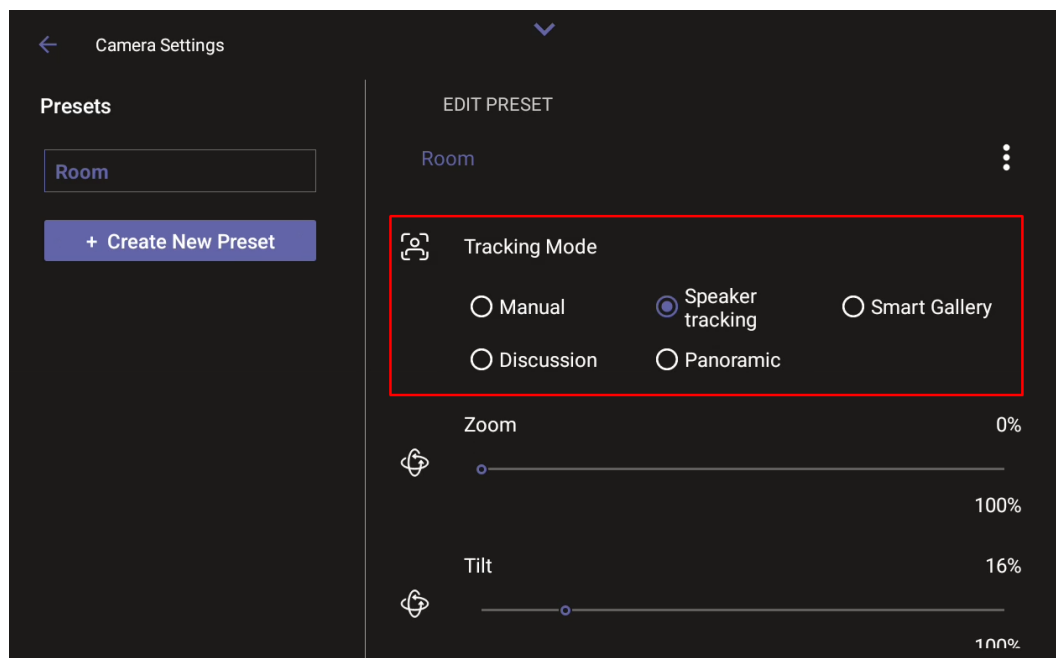
- [RXV200 B05 bundle with RXVCam70] Camera Settings are supported on RX-PAD, including AI-Powered Camera Modes. Available 'Camera Settings' options are:

- Manual
- Auto framing
- Speaker tracking
- Smart Gallery

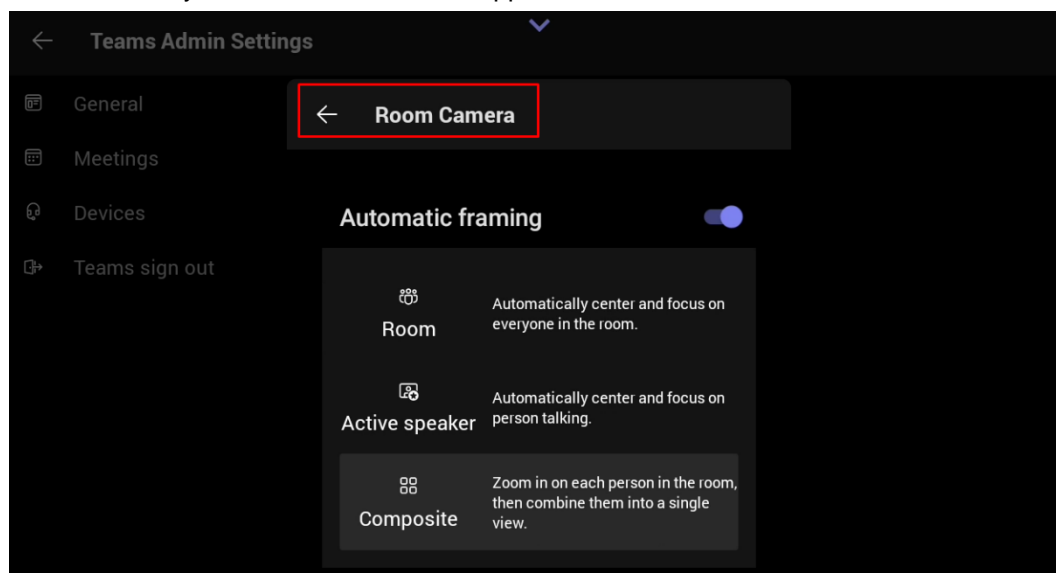
Note: Presenter tracking mode is currently supported only via the remote control. Presenter tracking mode settings on RX-PAD will be supported in a future release.



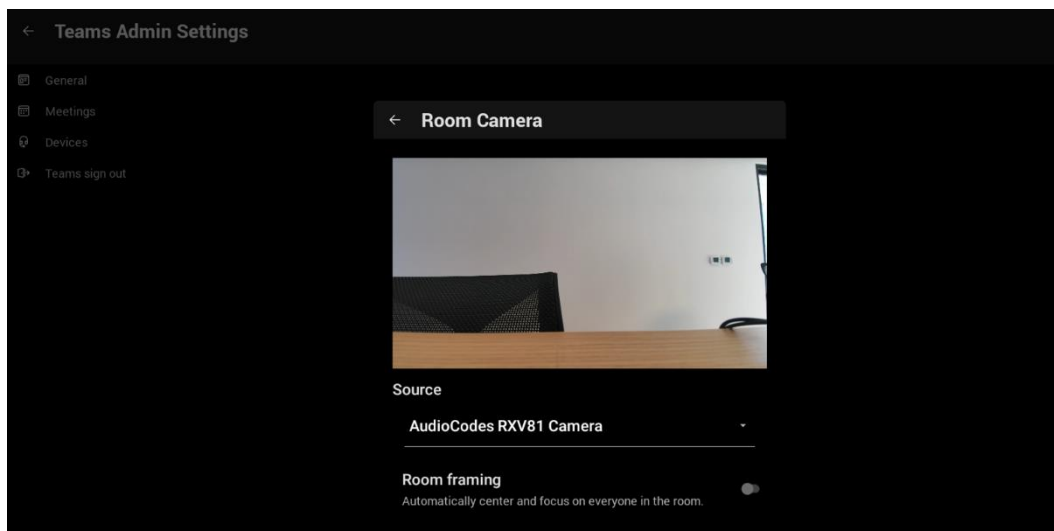
- [RXV200 B05 bundle with RXVCam360]. Camera Settings are supported on RX-PAD, including AI-Powered Camera Modes. Available 'Camera Settings' options are:
 - Manual
 - Speaker tracking
 - Smart Gallery
 - Discussion
 - Panoramic



- [RXV200] Smart camera settings (AudioCodes side) are now supported via **Device Settings > Teams Admin Settings**. All smart camera settings tracking modes are synchronized with Teams app side.

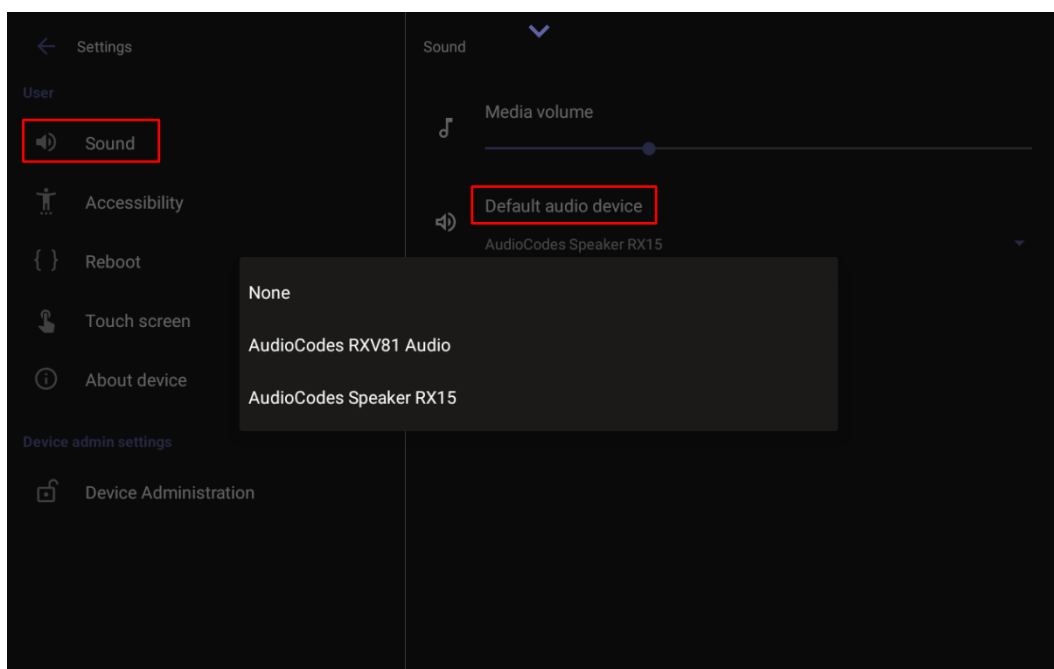


- **[RXV81] Smart camera settings (AudioCodes side) are now supported via Device Settings > Teams Admin Settings.** All smart camera settings tracking modes are synchronized with Teams app side.

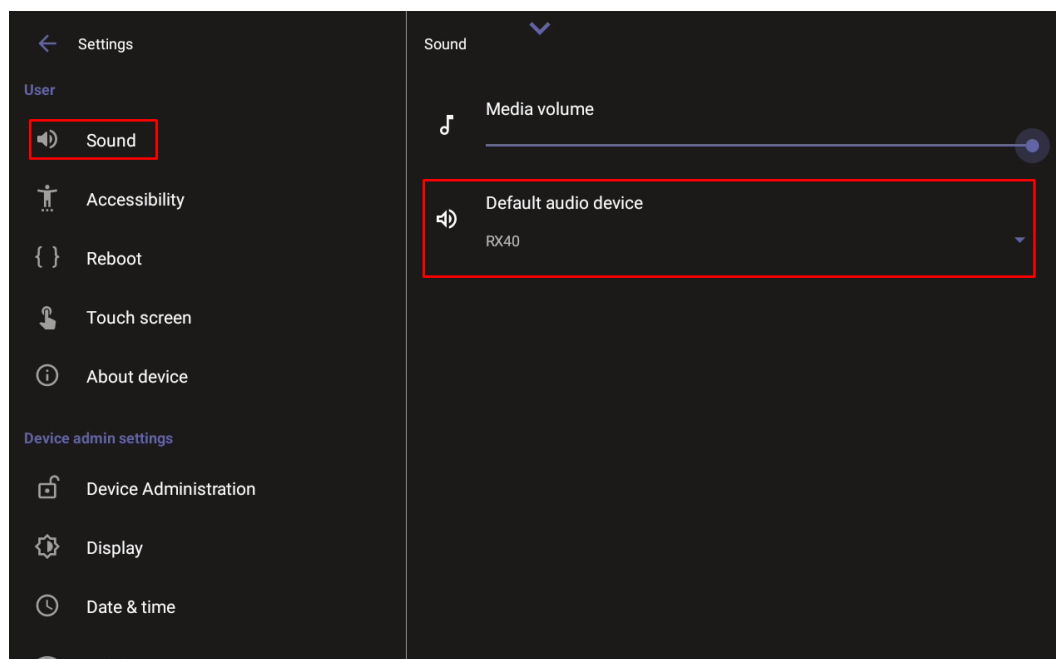


- **[RXV200] RXVCam360 camera and speaker firmware upgrade.**
- **[RXV200] RXVCam70 camera firmware upgrade.**
- Default audio device [Doesn't apply to RXV81-P bundle] Admin can **select the default audio device** if there's more than one audio device option available (**Device settings > Sound**).

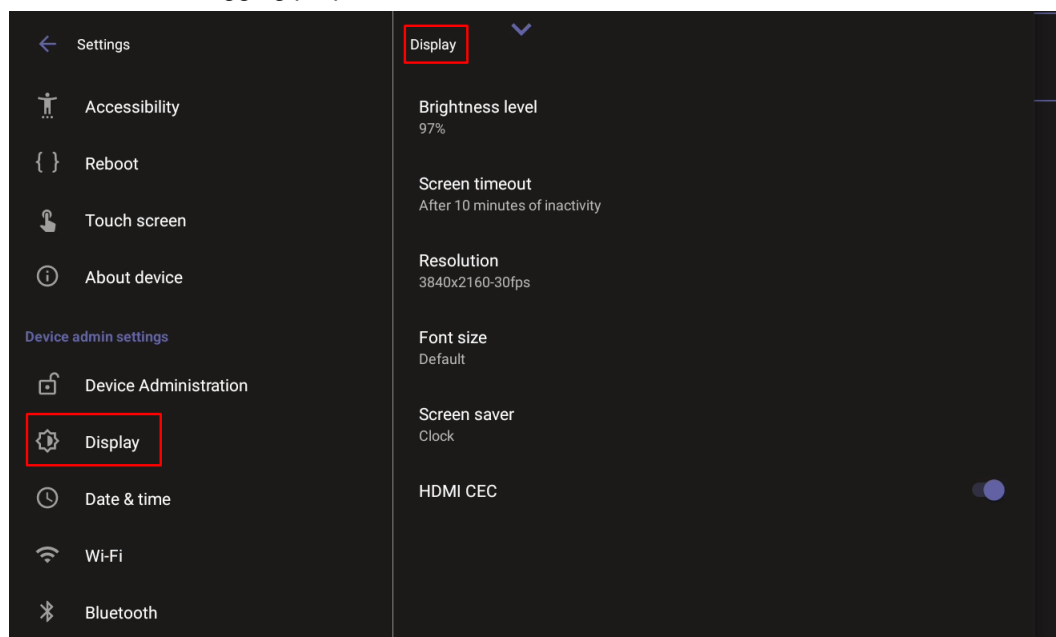
The figure below shows the Sound page when RX-PAD is bundled with RXV81 MTRA.



The figure below shows the Sound page when RX-PAD is bundled with RXV200 MTRA.

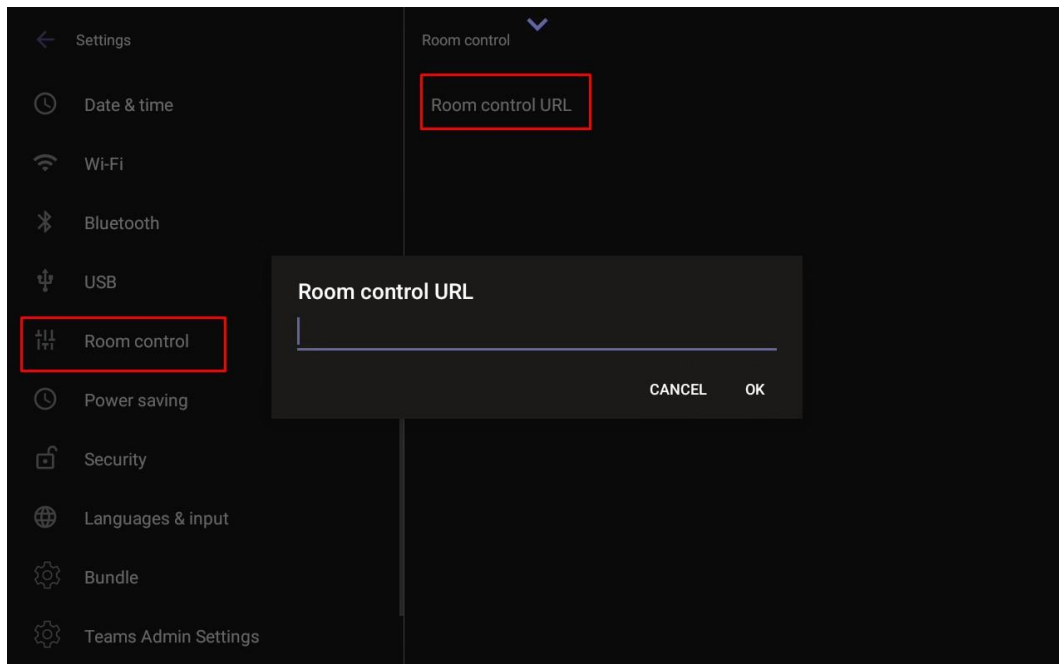


- [HDMI Out] Admin can now **limit HDMI resolution and Frames per Second (FPS)** for debugging purposes.

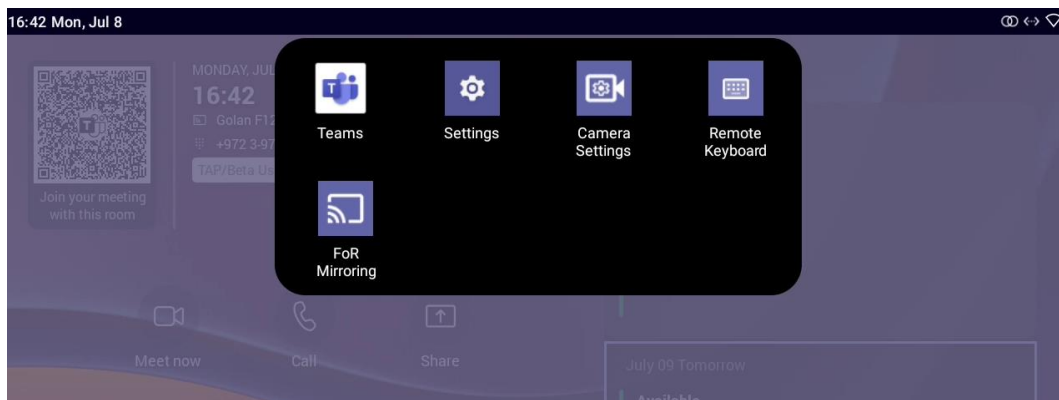


- [RXV200] **New camera support for YUYV format** (some PTZ cameras such as ClearOne support this format only)

- [RX-PAD Meeting Room Controller GUI] A **new setting** has been added to configure the FQDN address of the RX-PAD Meeting Room Controller. If RX-PAD is launched but the app has an invalid FQDN address, the admin is prompted to manually enter it. For detailed instructions, refer to the Administrator's Manual.



- The '**Camera Settings**' icon under the app launcher has been changed.



3.2.2 Resolved Limitations in Version 2.6.228

3.2.2.1 Device

Table 3-5: Resolved Device Limitations

Incident	Description
IPPAN-13338	[RXVCam50M/L] RXV200 displays incorrect Information about the camera firmware version.
IPPAN-12538	Sometimes, when setting the volume in the setting of RX-PAD, after RXV200 ends the call, the ring notification volume changes automatically.
IPPAN-13342	On rare occasions, devices are displayed in Microsoft Teams admin center as "Offline" after an upgrade.
IPPAN-11662	On some occasions, when entering Camera Settings, the primary display flickers.
IPPAN-13373	[RXV200] When updating to a newer Teams app (2.3.0, expected to be in production soon), RXVCam50 is not recognized and does not display video.
IPPAN-13544	On some occasions, the MTRA is showing a faulty pop-up message 'Teams console is not paired with RXV200/RXV81 in Teams-Level' and the user cannot hide it.
IPPAN-13397	[MTRA] Performing a 'User Data Reset' action on both MTR and console together is unavailable; it's necessary to perform the action on one and then on the other.
IPPAN-13400	On some occasions, the screen might display a faulty 'PC is connected Streaming Audio' pop-up (though no PC is connected) and causes the meeting to enter into 'Hold' state.
IPPAN-13524	[Wireless HDMI In] After restoring to default, sharing the PC screen via RX-PAD might not work.
IPPAN-13527	[Wireless HDMI In] On rare occasions, sharing the PC screen via RX-PAD might cause RX-PAD to crash.
IPPAN-13308	[RXV200] [Wireless HDMI In] When sharing the PC screen via RX-PAD, when first connecting (the first PC share), RXV200 does not play a ringtone for an incoming call (meeting invitation, etc.).
IPPAN-13450	[RXV200] On some occasions, the screen might flicker during a meeting.
IPPAN-13425	[Camera Settings] When creating a temporary preset during a meeting, the 'Restore' option does not work.
IPPAN-13352	Disconnecting the camera when it's in Camera Settings, in a meeting, or in idle state (home screen), tracking mode is sometimes automatically changed to 'Manual'.
IPPAN-13430	Disconnecting and connecting the RXV200 camera when in a meeting might result in the RXV200 device settings crashing.
IPPAN-13116	After the firmware upgrade of a device (RXV80, RXV200 or RX-PAD) is completed, another upgrade is independently initiated via Device Manager.
IPPAN-13335	[RXV200 connected through Wi-Fi] RXV200 connects to WPA3_personal (SAE) through the UI but the configuration isn't saved.
IPPAN-13068	On some occasions, devices get stuck in the 'Settings' page / 'Language' selection following a firmware upgrade from OS9 to OS12. OS9 might exist only on RXV81.

Incident	Description
IPPAN-13543	[RXV200] On some occasions, when the RXV200 HDMI In port is connected via Crestron matrix, a faulty pop-up message 'Couldn't stop projecting' appears without trying to share the PC screen.
IPPAN-13179	[RXV200] Sharing the PC screen via the RXV200 HDMI In port might not work if disabling the 'Automatically share to the room display' Teams app option and then rebooting RXV200.

3.2.2.2 Teams Application

Table 3-6: Resolved Teams Limitations

Incident	Description
-	-

3.2.3 Known Limitations in Version 2.6.228

3.2.3.1 Device

Table 3-7: Known Device Limitations in Version 2.6.228

Incident	Description
IPPAN-9492	[RXV200] When both HDMI Out ports are connected, the touch screen functions only on the TV connected to HDMI2.
IPPAN-12795	HDMI Out cannot be used to play audio. Audio must be played via the USB speakers.
IPPAN-13660	On some occasions, updating RXVCam360 firmware from RXV200 is unsuccessful.
IPPAN-13399	Sometimes, the list of RX-PAD default audio devices is not synchronized with the audio devices connected to the Front of Room device.
IPPAN-13569	Sometimes, after RXV200 is unpaired with RX-PAD, RXV200 displays a black screen but it can be woken up.
IPPAN-13674	RXV200 sometimes does not detect RXVCam360.
IPPAN-13633	When RXVCam10 is disconnected from RXV81 during a meeting, RXVCam10's image freezes and the sharing state icon remains displayed.
IPPAN-13573	RXV81 in Ad Hoc Peripheral Mode cannot restore Camera Settings.
IPPAN-13707	[RXV200] On rare occasions, RXVCam360 might freeze during a Teams meeting and need a reboot to recover. The issue will be solved in the next RXV200 release.

3.2.3.2 Teams Application

Here are the known Teams application limitations in Version 2.6.228.

Table 3-8: Known Teams Application Limitations in Version 2.6.228

Incident	Description
IPPAN-5082	When using right-to-left languages (Hebrew, for example), the soft dial pad and displayed dial string are reverted.
-	In some cases, signing in as user 'B' after the device was used by 'A' isn't flawless. Restore to default is consequently recommended after signing out.
IPPAN-10643	[RX-PAD] There's a delay on RX-PAD when you answer a call. It's immediately displayed on the monitor but on RX-PAD the answering and call menus are still displayed after two to four seconds.
IPPAN-12728	On some occasions, connecting two TV screens to RXV200 resulted in the Teams app getting stuck on 'Verifying a few things...' when first signing in. To work around this limitation, a single TV screen can be used during the sign-in.
IPPAN-12738	On rare occasions, the same screen displayed on HDMI1 and HDMI2 results in no secondary screen.
IPPAN-13566	After setting 'Font Size' to 'Largest', the 'Source' pane in the page located under Teams Admin Settings > Devices > Room Camera > Source shows a partial (cut-off) list of cameras.
IPPAN-13458	When RXV200 is connected to RXVCam50/70/360 and RXVCam10 is added as the Content Camera, if RXVCam50/70/360 is disconnected and reconnected during a meeting, RXVCam50/70/360 does not function.
IPPAN-13564	RX-PANEL syncs 'Busy' LED only for scheduled meetings and reserved meetings.

3.3 Version 2.4.121

3.3.1 What's New



Note:

- Version 2.4.121 of RXV81 (bundled with RX-PAD) and RXV200 (bundled with RX-PAD) includes Microsoft Teams app 2.2.0 version 2024042606. For a list of new features / resolved limitations in the app, go [here](#).
- RX-PANEL is not part of this version release. Please continue using version 2.4.55.
- To update to version 2.4.121, RXV81 must have version 1.18.361 or later. Devices with versions later than 1.18.361 can use 1.19.341 as an intermediate version and then proceed to 2.4.



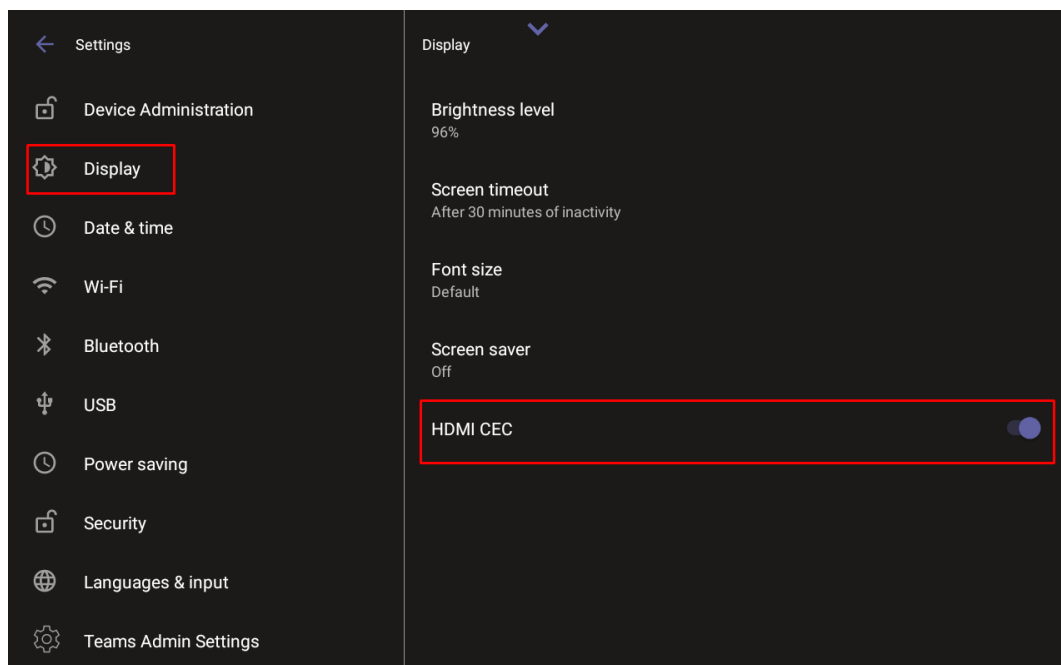
Note: MTRA (Microsoft Teams Room for Android) in this document refers to both RXV81 and RXV200.

■ **New Microsoft apps:**

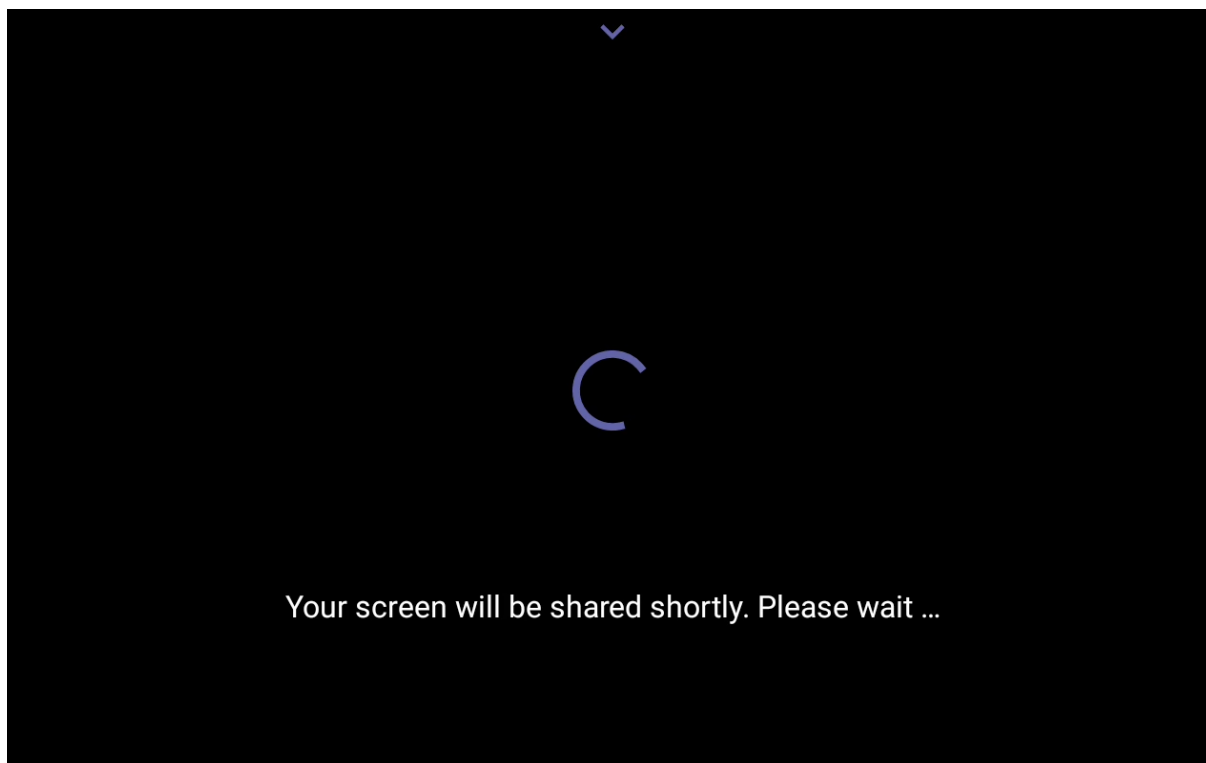
- Microsoft Teams app MTRA 2.2.0 (2024042606). For more information, click [here](#).
- Admin Agent 703
- Microsoft Intune Company Portal 5.0.6152 (same as previous release)

■ New support has been added for **HDMI Out CEC (Consumer Electronics Control) One-Touch-Play when two TV screens are connected to RXV200.**

■ New capability has been added for admin to **enable or disable HDMI Out CEC One-Touch-Play via Device Settings** (by default, enabled).



- When sharing content via RX-PAD HDMI In, if there's a delay (typically when connecting for the first time following several hours of inactivity), a new notification is displayed informing the user that the screen will be shared shortly. In the next release, this process will be handled in the background immediately after RX-PAD pairs with the MTRA.



3.3.2 Resolved Limitations in Version 2.4.121

3.3.2.1 Device

Table 3-9: Resolved Device Limitations

Incident	Description
IPPAN-12471	[RXV200] Some TV screens - connected to RXV200 HDMI Out - flash if the screen is reconnected while RXV200 is already booted up.
IPPAN-12833	Occasionally, screen sharing does not function when connecting a PC directly to RXV200. A reboot resolves this issue. We are working on a fix for the next release.
IPPAN-12975	[RXV200] Shutting down the TV screen (applies to some but not all TV screens) causes RXV200 to enter sleep mode without syncing RX-PAD (which has the human movement sensor), and then when the TV is turned on again or when someone enters the room, RXV200 does not turn on.
IPPAN-11824	The MTRA exhibits lower resolution video quality when participating in ZOOM meetings via Direct Join.
IPPAN-12786	[RXV81 as Ad-Hoc Peripheral/Full Peripheral] The 'Settings' icon of RX-PAD is displayed incompletely but can be used.
IPPAN-13147	Rebooting the device immediately (no more than 30 seconds) after a firmware upgrade, might result in a bad boot (recovery mode).
IPPAN-13117 IPPAN-13128	On rare occasions, connecting reconnecting a PC via the RX-PAD HDMI In port might lead to a Kernel crash and to rebooting the MTRA device (RXV81 RXV200).
IPPAN-12794	[RXV200] On rare occasions, the RXV200 HDMI ports freeze during idle, requiring rebooting the device.
IPPAN-13162	[RXV200] For some TV screens, shutting down one TV might cause the other TV to go off due to a problem with the CEC One-Touch Play mechanism.
IPPAN-12906	[RXV200] Connecting a PC indirectly to RXV200 HDMI In (via HDMI switcher) results in no audio heard locally and remotely.
IPPAN-12926	[RXV200] It takes excessive time (several seconds) to stop content sharing after disconnecting the HDMI In cable from RXV200.
IPPAN-13202	[RXV200] HDMI In via RX-PAD does not work when using two TV screens.
IPPAN-13181	[RXV200] On rare occasions, when two TV screens are connected to RXV200 HDMI Out, turning off one of the screens results in RXV200 rebooting.
IPPAN-13180	[RXV200] Sharing content via RXV200 HDMI In might not function if there was content sharing via RX-PAD before this action.
IPPAN-13187	[MTRA + RX-PAD] Volume mismatch between 'Device Settings > Sound' and the Teams app setting 'Audio Volume'.
IPPAN-13069	[RX-PAD + RXV200] An unnecessary user named 'R' appears on the screen after unplugging the PC from RX-PAD HDMI In.
IPPAN-13002	[RXV81 + RX-PAD] When using RX-PAD HDMI In for screen sharing, some performance issues occur manifesting in a slow/sluggish screen share.
IPPAN-12790	[RX-PAD] Sometimes, the device is set to power saving mode during work hours.

3.3.2.2 Teams Application

Table 3-10: Resolved Teams Limitations

Incident	Description
IPPAN-12541	Inviting a PSTN number during a Teams meeting via the RX-PAD console might cause a 'Teams keeps stopping' message. This issue is already solved and will be part of the next Teams app version 2.2.0.

3.3.3 Known Limitations in Version 2.4.121

3.3.3.1 Device

Table 3-11: Known Device Limitations in Version 2.4.121

Incident	Description
IPPAN-9492	[RXV200] When both HDMI Out ports are connected, the touch screen functions only on the TV connected to HDMI2.
IPPAN-11662	[RXV200] If the TV screen that is connected to the HDMI 1 port is linked to the RXV200 <i>after</i> the device has booted, a flickering display occurs when accessing the Camera Settings page. For optimal performance, make sure the TV screen connected to the HDMI 1 port is linked to the RXV200 <i>before</i> booting up the device.
IPPAN-12795	HDMI Out cannot be used to play audio. Audio must be played via the USB speakers.

3.3.3.2 Teams Application

Here are the known Teams application limitations in Version 2.4.121.

Table 3-12: Known Teams Application Limitations in Version 2.4.121

Incident	Description
IPPAN-5082	When using right-to-left languages (Hebrew, for example), the soft dial pad and displayed dial string are reverted.
-	In some cases, signing in as user B after the device was used by user A does not proceed flawlessly. Restore to default is consequently recommended after signing out.
IPPAN-10643	[RX-PAD] There's a delay on RX-PAD when you answer a call. It's immediately displayed on the monitor but on RX-PAD the answering and call menus are still displayed after two to four seconds.
IPPAN-12728	On some occasions, connecting two TV screens to RXV200 resulted in the Teams app getting stuck on 'Verifying a few things...' when first signing in. To work around this limitation, a single TV screen can be used during the sign-in.
IPPAN-12738	On rare occasions, the same screen displayed on HDMI1 and HDMI2 results in no secondary screen.

3.4 Version 2.4.55

3.4.1 What's New



Note:

- Version 2.4.55 of RXV81 (bundled with RX-PAD) and RXV200 (bundled with RX-PAD) includes Microsoft Teams app 2.1.2 version 2024032804. For a list of new features / resolved limitations in the app, go [here](#).
- Version 2.4.55 of RX-PANEL includes Microsoft Teams app 2024010401 (U3A1). For a list of new features / resolved limitations in the app, go [here](#).
- To update to version 2.4.55, RXV81 must have version 1.18.361 or later. Devices with versions older than 1.18.361 can use 1.19.341 as an intermediate version and then proceed to 2.4.55.



Note:

- MTRA = Microsoft Teams Room for Android
- MTRA in this document refers to both RXV81 and RXV200

■ **New Microsoft apps:**

- Microsoft Teams app MTRA 2.1.2 (2024032804). For more information, see [here](#).
- RX-PANEL Teams app U3A1 2024010401. For more information, see [here](#).
- Admin Agent 703
- Microsoft Intune Company Portal 5.0.5484 (same as previous release)

■ **RXV81 | RXV200 introduce a new capability allowing users to share their PC screen via the RX-PAD HDMI In port.**

Cableless approach between RX-PAD Room Controller and MTR; instead, a short HDMI cable connects the PC/laptop to the RX-PAD HDMI port.

For the RXV81, this feature extends HDMI In functionality.

For the RXV200, the feature offers added flexibility by enabling the use of a shorter HDMI cable connected to the center of the meeting room desk, in contrast to a longer (more expensive) cable connected to the RXV200 positioned in the front of the room.

- **Teams Meeting Mode:** When the MTR is in a meeting, the presenter can use the Teams app 'Share' key to share their PC screen (when their PC is connected to RX-PAD's HDMI In port) with in-person attendees who are physically present in the same meeting room, as well as with remote attendees. [Audio sharing is currently unsupported].
- **Standby Mode:** When the MTR is not in a meeting, the presenter can use the Teams app 'Share' key to share their PC screen (when their PC is connected to RX-PAD's HDMI In port) only with in-person attendees who are physically present in the same meeting room.



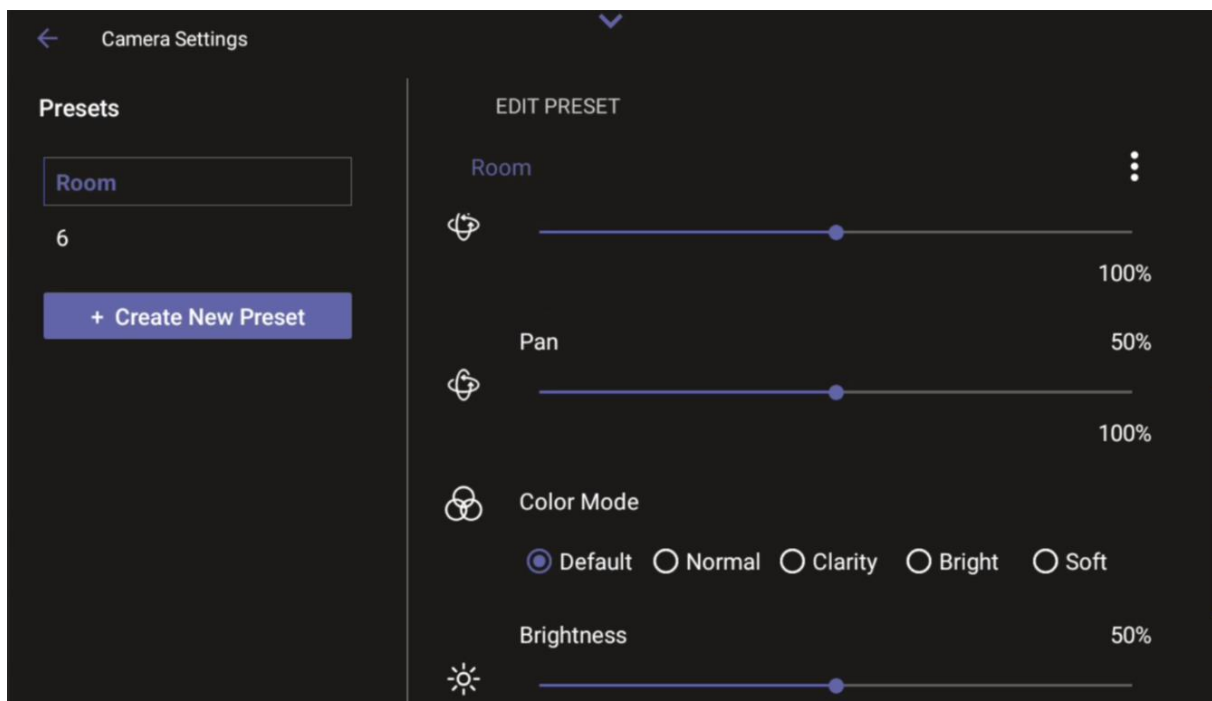
- New support has been added for an **RXV200 HDMI Out CEC (Consumer Electronics Control) One-Touch-Play** command. One-Touch-Play command is triggered by the RX-PAD human sensor that turns on/off the TV screen. When RX-PAD (which is pre-set to 'Screen timeout') enters sleep mode, it automatically triggers the RXV200 to enter sleep mode as well, activating the CEC One-Touch-Play command to turn the TV off. Similarly, when the RX-PAD human sensor wakes up RX-PAD, the RXV200 will wake up as well, and will turn the TV on.



Note: RXV81 does not support One-Touch-Play CEC and sleep mode.

See also [here](#) for more information.

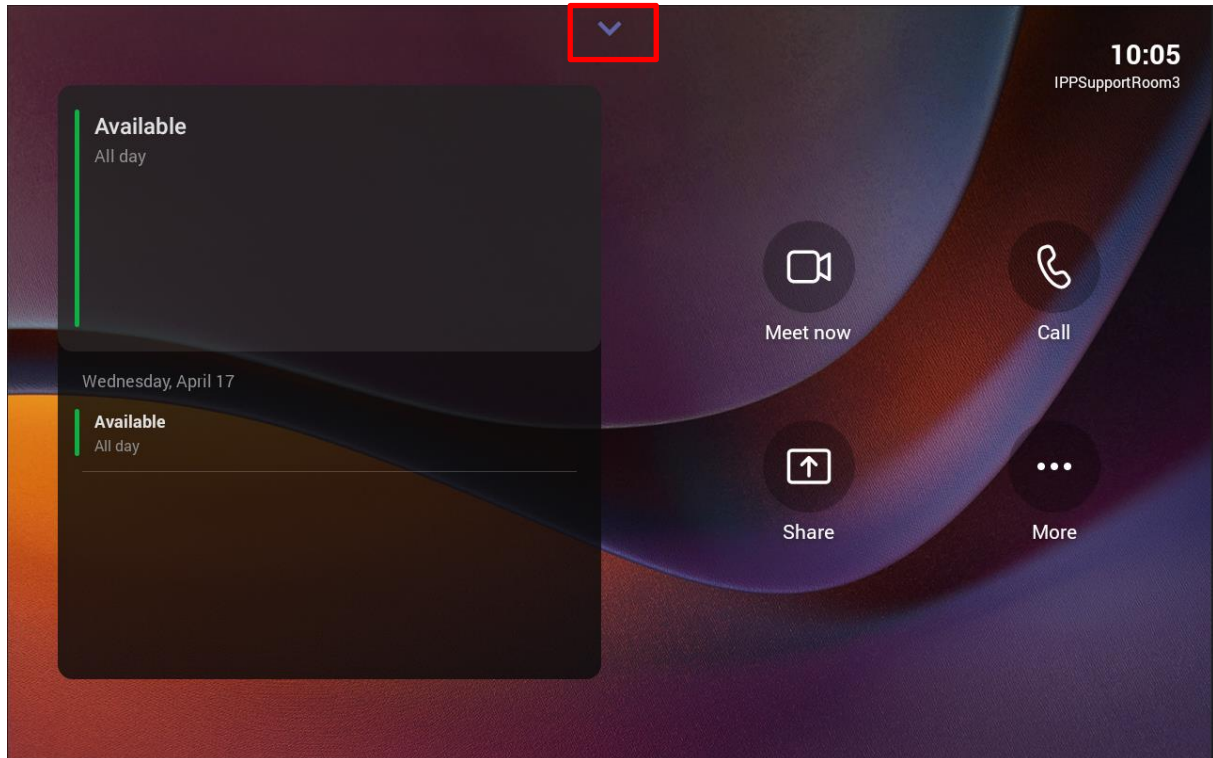
- **A new bundle configuration is now supported for RXV81 + AudioCodes RX15 Speaker + RX-PAD.** The name of the new bundle is **TEAMS-RXV81-B15**. Admin can configure the new bundle in the UI.
- **RXV200 now supports a single display irrespective of whether it's connected to HDMI1 or HDMI2.**
 - When RXV200 boots up, if a single TV screen is connected to RXV200, it can be connected to either HDMI1 or to HDMI2. This TV screen will function as the primary screen irrespective of whether it is connected to HDMI1 or HDMI2.
 - If after that another TV screen is connected to the available HDMI port on RXV200, this TV screen will become the secondary screen.
 - If two TV screens are connected to RXV200 prior to boot up, the TV screen connected to HDMI1 will be used as the primary screen while the other TV screen will be used as the secondary screen.
- **New Color Mode presets were added to RXVCAM50M/L** when the camera is connected to RXV200. The modes can be configured from RX-PAD. The feature enables users to configure a Color Mode: Default, Normal, Clarity, Bright and Soft.



Each Color Mode incorporates the following attributes:


- **Default:** Brightness - 50, Contrast - 50, Saturation - 70
- **Normal:** Brightness - 50, Contrast - 50, Saturation - 70
- **Clarity:** Brightness - 60, Contrast - 50, Saturation - 60
- **Bright:** Brightness - 50, Contrast - 50, Saturation - 70
- **Soft:** Brightness - 50, Contrast - 50, Saturation - 60

- A **drop-down menu** has been added to the home page of the RX-PAD Meeting Room Controller **to make it easy to open the RX-PAD application launcher**.



The new launcher enables accessing an app *with a single click*.

- The density of the RX-PAD UI and the RX-PANEL UI has been fine-tuned; it was increased in order to improve (ease) the key pressing functionality.
- The **RXV200 4K boot-up logo** has been updated.

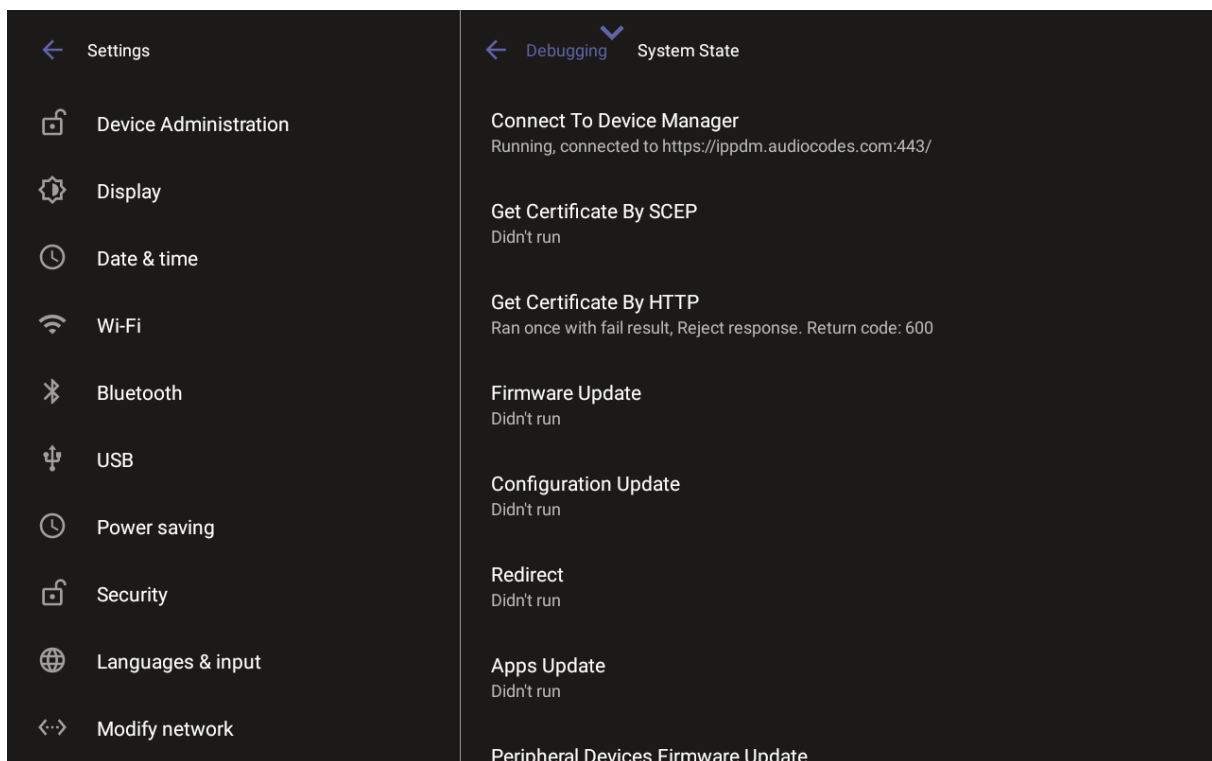
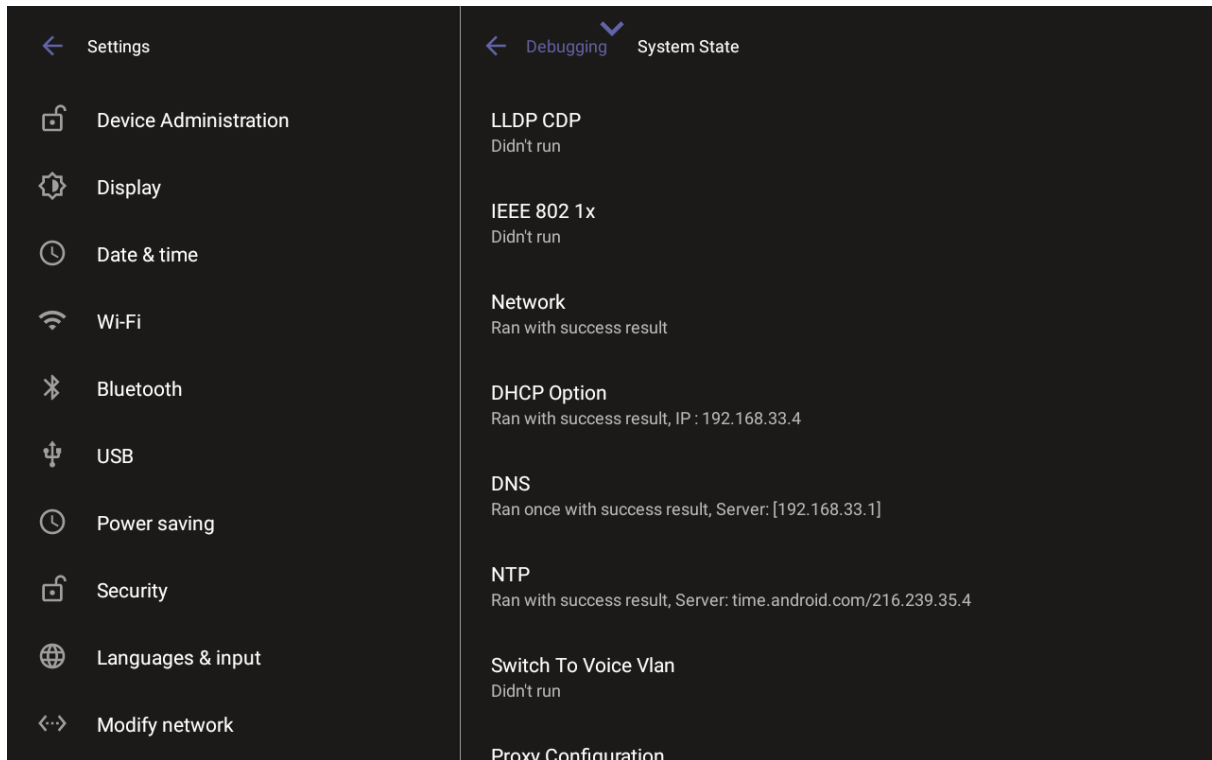


- **Improved out-of-the-box troubleshooting. Admins can now monitor the status of the various software modules of the device.** If initial provisioning is unsuccessful or if admin encounters an issue related to the network / connection to Device Manager, the feature gives admin an indication as to why.

The feature enables debugging via the device's screen without requiring external systems. Admin can check connectivity independently of external apps. The figure

below shows the new System State screen that has been added (**Settings > Debugging > System State**).

The following figures show the System State pages.



- **USB Log Export in Recovery Mode.** This version introduces a new feature that empowers users to seamlessly save logs while their device is in recovery mode. In Android recovery mode, the system automatically mounts a partition, enabling users to connect a USB stick. By simply clicking the 'Export logs to USB disk' option, all logs are efficiently copied to the USB stick, providing a convenient and reliable method for log management during recovery procedures.
- **A timeout has been added to the Admin login.** The timeout's value can be configured using a newly added cfg configuration file parameter:
settings/admin_logout_timeout,values=3
Default value: 3 (minutes)
Valid values: 1-10 (minutes)
Timing begins when exiting the 'Device Settings' menu. When the timeout expires, the device logs out automatically.
The functionality works for both registered and unregistered devices.

3.4.2 Resolved Limitations in Version 2.4.55

3.4.2.1 Device

Table 3-13: Resolved Device Limitations

Incident	Description
IPPAN-12678	[RXV81] On some occasions, background noise in the vicinity of the device might be heard too audibly by the remote party.
IPPAN-11593	[RX-PANEL+RXV81+RXV200+RX-PAD] Under certain circumstances, the device stops sending keep-alive messages to Device Manager if Device Manager does not reply.
IPPAN-12558	[RXV200/RXV81] [RX-PAD] Audio pairing is lost after switching users.
IPPAN-12076	[RXV200] When navigating to the Network Details page, the connected Wi-Fi SSID cannot be seen.
IPPAN-12327	[RXV200] Connecting a USB 2.0 cable for a touch screen provides an ETH connection to the RXV200; it should not.
IPPAN-8725	The meeting room cannot play audio after a prolonged conference.
IPPAN-12178	The RX-PAD console is unable to perform a user data reset to the RXV81 RXV200.
IPPAN-11852 IPPAN-12082	[RXV200 RXV81] There is no video input and no two-way audio when joining a Cisco Webex meeting.
IPPAN-12041	[RXV200] RXVCam10 is shown in Device Manager as 'Camera' type instead of 'Content Camera' type.
IPPAN-11976	[RX-PANEL+RXV81+RX-PAD] After upgrading to new firmware, the device cannot reconnect to the same 802.1x network as before.
IPPAN-11672	[RXV81] [Ad hoc / Full Peripheral mode] When long-pressing the volume button, the volume responds slowly.
IPPAN-11997	On rare occasions, a notification 'RX-PAD Room Controller is not connected' is displayed even though RX-PAD is paired with RXV81 RXV200.
IPPAN-12350	[RXV200] On some occasions, video freezes / lags occur in an incoming direction to the RXV200. This is due to packet loss handled incorrectly..
IPPAN-10372	[RXV200] [Accessibility] Color correction mode does not change on the screen.

Incident	Description
IPPAN-11242	[RXV81/RXV200] The Wi-Fi strength icon is not clear against the dark background.
IPPAN-11855	[RX-PAD] [HDMI In] Disconnecting and reconnecting RX-PAD's HDMI In might lead to malfunction.
IPPAN-11853	[RX-PAD] [HDMI In] When a PC is connected to RX-PAD's HDMI In for screen sharing, reconnecting the RXV200 RXV81 HDMI Out might result in an 'Error Fail to connect' message on the TV screen.
IPPAN-11773	[Wi-Fi with 802.1x] 802.1x cannot be used when using the device's Wi-Fi.
IPPAN-12745	A USB device with a friendly name that includes special characters (/) might not be recognized.

3.4.2.2 Teams Application

Table 3-14: Resolved Teams Limitations

Incident	Description
-	-

3.4.3 Known Limitations in Version 2.4.55

3.4.3.1 Device

Table 3-15: Known Device Limitations in Version 2.4.55

Incident	Description
IPPAN-9492	[RXV200] When both HDMI Out ports are connected, the touch screen functions only on the TV connected to HDMI2.
IPPAN-11824	The MTRA exhibits lower resolution video quality when participating in ZOOM meetings via Direct Join.
IPPAN-11662	[RXV200] If the TV screen that is connected to the HDMI 1 port is linked to the RXV200 <i>after</i> the device has booted, a flickering display occurs when accessing the Camera Settings page. For optimal performance, make sure the TV screen connected to the HDMI 1 port is linked to the RXV200 <i>before</i> booting up the device.
IPPAN-12795	HDMI Out cannot be used to play audio. Audio must be played via the USB speakers.
IPPAN-12786	[RXV81 as ad-hoc peripheral/full peripheral] The Settings icon of RX-PAD is displayed incompletely but can be used.
IPPAN-12738	On rare occasions, the same screen displayed on HDMI1 and HDMI2 results in no secondary screen.
IPPAN-12471	[RXV200] Some old TV screens might cause flashing on and off in the main screen.
IPPAN-12833	Occasionally, screen sharing does not function when connecting a PC directly to the RXV200. A reboot resolves this issue. We are working on a fix for the next release.
IPPAN-12975	Occasionally, the TV connected to the RXV200 may flash if it is turned on while the RXV200 is already running. Rebooting the RXV200 resolves this issue. We are working on a fix for the next release.

3.4.3.2 Teams Application

Here are the known Teams application limitations in Version 2.4.55.

Table 3-16: Known Teams Application Limitations in Version 2.4.55

Incident	Description
IPPAN-5082	When using right-to-left languages (Hebrew, for example), the soft dial pad and displayed dial string are reverted.
-	In some cases, signing in as user B after the device was used by user A does not proceed flawlessly. Restore to default is consequently recommended after signing out.
IPPAN-10643	[RX-PAD] There's a delay on RX-PAD when you answer a call. It's immediately displayed on the monitor but on RX-PAD the answering and call menus are still displayed after two to four seconds.
IPPAN-12728	On some occasions, connecting two TV screens to RXV200 resulted in the Teams app getting stuck on 'Verifying a few things...' when first signing in. To work around this limitation, a single TV screen can be used during the sign-in.
IPPAN-12541	Inviting a PSTN number during a Teams meeting via the RX-PAD console might cause a 'Teams keeps stopping' message. This issue is already solved and will be part of the next Teams app version 2.2.0.

3.5 Version 2.2.808

3.5.1 What's New



Note:

- Version 2.2.808 of RXV81 (bundled with RX-PAD) and RXV200 (bundled with RX-PAD) includes Microsoft Teams app (U2) version 2023062301. For a list of new features / resolved limitations in the app, go [here](#).
- Version 2.2.808 of RX-PANEL includes Microsoft Teams app 2023111003 (U3A) . For a list of new features / resolved limitations in the app, go [here](#).
- To update to version 2.0.369 and later (2.2.x for example), the RXV81 must have version 1.18.361 or later. Devices with older versions can use 1.19.341 as an intermediate version and then proceed to 2.0.369 or later.



Note:

- MTRA = Microsoft Teams Room for Android
- MTRA in this guide refers to both RXV81 and RXV200

■ **New Microsoft apps:**

- RX-PANEL Teams app was updated to 2023111003 (U3A). For more information, see [here](#).
- All devices were updated to Microsoft Admin Agent app 503. This app includes bug fixes.

■ **4K HDMI Out support has been added to RXV200**

RXV200 now features 4K HDMI Out support enabling users to seamlessly connect and display ultra-high-definition visuals in compatible external displays during Teams meetings, thereby ensuring a visually immersive and crystal-clear collaboration experience. Whether you're presenting a slideshow, streaming content, or simply extending your display, the addition of 4K HDMI Out enhances the overall viewing experience.

■ **RXV81 and RXV200 MTRAs feature audio (Media & notifications) triggered by RX-PAD**

RXV81 and RXV200 MTRAs now support audio notifications triggered by RX-PAD. Users now hear notifications produced by RX-PAD console directly through the MTRA. This enhancement includes crucial features such as Talkback accessibility, ensuring a more streamlined and accessible communication experience during meetings and collaboration sessions. The enhancement leverages Front of Room devices (RXV81 | RXV200) to serve as the audio source for RX-PAD, enabling the utilization of accessibility features on RX-PAD.

■ **Enhanced Auto Framing Feature on RXV81**

RXV81's Auto Framing feature has been enhanced to ensure a more refined and user-friendly experience, making user interactions with the device even smoother.

■ **Chrome WebView was updated to version 119.0.6045.53**

To protect against security vulnerability, Chrome WebView was updated to version 119.0.6045.53. More info can be found [here](#).

- **Improved firmware update process for RXV81 audio and camera peripherals**

This version introduces a safer and more streamlined process for updating RXV81 audio and camera peripherals. Unlike previous versions in which peripherals were updated separately after the RXV81 firmware update, the new approach integrates the audio and camera peripheral updates directly within the RXV81 firmware update process. This enhancement ensures a safer overall update experience for the RXV81 device, prioritizing device integrity.

3.5.2 Resolved Limitations in Version 2.2.808

3.5.2.1 Device

Table 3-17: Resolved Device Limitations

Incident	Description
IPPAN-10883	[RXV200 HDMI In] In HDMI In mode, the PC audio device is shown as Yamaha CS-800 (RXV200 chip vendor).
IPPAN-10873	[RXV81 + RCU] On certain occasions, a 'Remote Control is not connected' popup is erroneously displayed, though the RCU functions well.
IPPAN-10659	[RXV81 ad hoc peripherals] At times during conversations, RXV81 audio may experience occasional instability, leading to brief interruptions in voice communication with remote parties
IPPAN-10853	[RXV200] If RXVCam50 is connected while RXV200 is already turned on, the Auto Framing option might not function.
IPPAN-10371	[RX-PAD] The camera doesn't resume the previous PTZ setting after enabling and disabling Auto-Framing from RX-PAD.
IPPAN-10679	When updating the device from Microsoft TAC, there is no download progress bar pop-up indication; the indication is presented when the device update starts.
IPPAN-10372	[RXV200] [Accessibility] Color correction mode does not affect the colors displayed in the screen.
IPPAN-11322	[RXV200] The RXVCam50 default saturation value is wrong (too low).
IPPAN-11555	[RXV81] [Ad-hoc peripheral] Remote Controller home screen image is not accurate.
IPPAN-11611	[RXV81] [Ad-hoc peripheral] If 'Answer call' is pressed twice, the call is ended by mistake.
IPPAN-10549	[RXV81] [Ad hoc peripheral] On certain occasions, a single press of the volume keys (+ or -) may result in the volume changing by more than one increment.
IPPAN-10871	[RXV81] [Ad hoc peripheral] Editing a temporary preset via the Camera Settings page is not possible.
IPPAN-10638	[RXV81] [Ad hoc peripheral] On certain occasions, pressing the mute key to mute or unmute results in the 'mute' function not responding.
IPPAN-11382	[RXV200] After shutting down RXV200 for several hours and then booting it, RX-PAD cannot pair with RXV200.
IPPAN-11355	On some occasions, RX-PAD cannot be updated via AudioCodes Device Manager, indicating 'Zip file could not be found'.
IPPAN-11404	On some occasions, when the device is located behind a Proxy, it cannot upgrade from Microsoft Teams admin center (TAC).
IPPAN-10823	[RX-PAD] Setting VLAN Discovery Mode to LLDP+CDP or Manual in the VLAN Settings page often results in a 'Settings isn't responding' message popping up.
IPPAN-11800	The Wi-Fi setting is sometimes automatically turned on.
IPPAN-10647	[RX-PAD RX-PANEL] After setting Static IP and then powering off there's a probability of entering Android Recovery automatically.
IPPAN-10828	[RX-PANEL] On some occasions, RX-PANEL Settings crash when modifying VLAN settings.

Incident	Description
IPPAN-11243	[RX-PAD] The Camera Settings page is cut off when font size is large or largest.
IPPAN-10960	[RXV200] The user can mute a call which is on hold.
IPPAN-10827	[RX-PAD] On rare occasions, the device gets stuck after the screensaver setting is changed from '30s' to 'Never' and then not using the device for a while.
IPPAN-11043	On some occasions, Microsoft Teams Cast feature does not function optimally, probably related to BLE signal strength.
IPPAN-10882	After creating a new view in RX-PAD Camera Settings, the new view is not synchronized with RXV81 RXV200.
IPPAN-10184	[RXV200] On some occasions, the ring & notification volume are changed to 0 or to a random value when ending a call.
IPPAN-10523	[RX-PAD] [Camera Settings] Users can create presets during a Teams meeting without logging in as administrator.
IPPAN-10780	[RX-PAD] [Camera Settings] The focus goes to the (default) preset 'Room' even though the user scrolls to other presets.
IPPAN-10533	The user is unable to click the 'back' button in the Settings page after a sign-out action.
IPPAN-10623	The user cannot access 'Text-to-speech output' options under Languages & Input.
IPPAN-11172	During 'reset configuration', the device wrongly pops up a 'No Internet' indication.
IPPAN-10602	Talkback voice is found to be inaudible even at maximum volume. The issue was solved with the new feature 'RXV81 RXV200 Introduces Audio Notifications for RX-PAD' described here .
IPPAN-11391	The keyboard unnecessarily pops up when the user clicks Device Settings > Device Administrator > Logged-out user.
IPPAN-11289	[RXV200] Setting Static IP without 'network prefix length' causes the device to reboot & go into Recovery Mode.
IPPAN-9951	The Admin user is unable to perform 'Factory reset' after 'User data reset' when 'Factory data reset' is blocked in the Intune portal.

3.5.2.2 Teams Application

Table 3-18: Resolved Teams Limitations

Incident	Description
-	-

3.5.3 Known Limitations in Version 2.2.808

3.5.3.1 Device

Here are the known device limitations in Version 2.2.808.

Table 3-19: Known Device Limitations in Version 2.2.808

Incident	Description
IPPAN-9492	[RXV200] When both HDMI Out ports are connected, touching the screen doesn't function.
IPPAN-11855	[RX-PAD] [HDMI In] Disconnecting and reconnecting RX-PAD's HDMI In might lead to malfunction.
IPPAN-11853	[RX-PAD] [HDMI In] When a PC is connected to RX-PAD's HDMI In for screen sharing, reconnecting the RXV200 RXV81 HDMI Out might result in an 'Error Fail to connect' message on the TV screen.
IPPAN-11824	The MTRA exhibits lower resolution video quality when participating in ZOOM meetings via Direct Join.
IPPAN-11773	[Wi-Fi with 802.1x] 802.1x cannot be used when using the device's Wi-Fi.
IPPAN-11662	[RXV200] If the TV screen that is connected to the HDMI 1 port is linked to the RXV200 <i>after</i> the device has booted, a flickering display occurs when accessing the Camera Settings page. For optimal performance, make sure the TV screen connected to the HDMI 1 port is linked to the RXV200 <i>before</i> booting up the device.
IPPAN-11242	The Wi-Fi strength icon is not clearly visible against the black background.

3.5.3.2 Teams Application

Here are the known Teams application limitations in Version 2.2.808

Table 3-20: Known Teams Application Limitations in Version 2.2.808

Incident	Description
IPPAN-5082	When using right-to-left languages (Hebrew, for example), the soft dial pad and displayed dial string are reverted.
IPPAN-2510	An incorrect date format is displayed when the current language is Simple Chinese.
-	In some cases, signing in as user B after the device was used by user A does not proceed flawlessly. Restore to default is consequently recommended after signing out.
IPPAN-10817	[MTR on Android] There is no video in third-party Webex meetings.
IPPAN-10643	[RX-PAD] There's a delay on RX-PAD when you answer a call. It's immediately displayed on the monitor but on RX-PAD the answering and call menus are still displayed after two to four seconds.

3.6 Version 2.2.335

3.6.1 What's New



Note:

- Version 2.2.335 of RXV81 (bundled with RX-PAD) and RXV200 (bundled with RX-PAD) includes Microsoft Teams app (U2) version 2023062301. For a list of new features / resolved limitations in the app, go [here](#).
- To update to version 2.0.369 and later (2.2.x for example), the RXV81 must have version 1.18.361 or later. Devices with older versions can use 1.19.341 as an intermediate version and then proceed to 2.0.369 or later.

- Version 2.2.235 includes only fixes (Resolved Limitations).
- Version 2.2.235 does not include new apps or new features.



Note:

- MTRA = Microsoft Teams Room for Android
- 'MTRA' in this guide refers to both RXV81 | RXV200

3.7 Resolved Limitations in Version 2.2.335

3.7.1 Device

Table 3-21: Resolved Device Limitations

Incident	Description
IPPAN-10916	[RXV81] On rare occasions, RXV81 SSH is inaccessible and Teams might also get stuck.
IPPAN-10795	[RXV200] The RXVCam50 camera stops functioning after plugging in / unplugging several times and switching between USB ports of the USB cable.
IPPAN-11178	[RXV200/RXV81 with RX-PAD] The camera's Auto Framing feature does not turn off when building presets.
IPPAN-10926	[RXV200] Flickering HDMI Out while HDMI In is connected on a CE65GA TV screen.
IPPAN-10967	[RXV200] The 'No Camera available, closing...' popup does not disappear after closing the Camera Settings from RX-PAD.

3.7.2 Teams Application

Table 3-22: Resolved Teams Limitations

Incident	Description
-	-

3.8 Known Limitations in Version 2.2.335

3.8.1 Teams Application

Here are the known Teams application limitations in Version 2.2.335

Table 3-23: Known Teams Application Limitations in Version 2.2.335

Incident	Description
IPPAN-5082	When using right-to-left languages (Hebrew, for example), the soft dial pad and displayed dial string are reverted.
IPPAN-2510	An incorrect date format is displayed when the current language is Simple Chinese.
-	In some cases, signing in as user B after the device was used by user A does not proceed flawlessly. Restore to default is consequently recommended after signing out.
IPPAN-10817	[MTR on Android] There is no video in third-party Webex meetings.
IPPAN-10643	[RX-PAD] There's a delay on RX-PAD when you answer a call. It's immediately displayed on the monitor but on RX-PAD the answering and call menus are still displayed after two to four seconds.

3.8.2 Device

Here are the known device limitations in Version 2.2.335.

Table 3-24: Known Device Limitations in Version 2.2.335

Incident	Description
IPPAN-10679	When updating the device from Microsoft TAC, there is no download progress bar pop-up indication; the indication is presented when the device update starts. The issue has been fixed and is set for the next version release.
IPPAN-10371	[RX-PAD] The camera doesn't resume the previous PTZ setting after enabling and disabling Auto-Framing from RX-PAD. The issue has been fixed and is set for the next version release.
IPPAN-10853	[RXV200] If the RXV Cam50 was connected while RXV200 was already turned on, the Auto Framing option might not function. The issue has been fixed and is set for the next version release.
IPPAN-9492	[RXV200] When both HDMI Out ports are connected, touching the screen doesn't function.
IPPAN-10549	[RXV81 ad hoc peripherals] On certain occasions, a single press of the volume keys (+ or -) may result in the volume changing by more than one increment. The issue has been fixed and is set for the next version release.

Incident	Description
IPPAN-10638	[RXV81 ad hoc peripherals] On certain occasions, pressing the mute key to mute or unmute results in the 'mute' function not responding. The issue has been fixed and is set for the next version release.
IPPAN-10871	[RXV81 ad hoc peripherals] Editing a temporary preset via the Camera Settings page is not possible. The issue has been fixed and is set for the next version release.
IPPAN-10659	[RXV81 ad hoc peripherals] At times during conversations, RXV81 audio may experience occasional instability, leading to brief interruptions in voice communication with remote parties
IPPAN-10873	[RXV81 + RCU] On certain occasions, a 'Remote Control is not connected' popup is erroneously displayed, though the RCU functions well. The issue has been fixed and is set for the next version release.
IPPAN-10883	[RXV200 HDMI In] In HDMI In mode, the PC audio device is shown as Yamaha CS-800 (RXV200 chip vendor).
-	[RXV200 HDMI In] In HDMI In mode, the PC audio volume is not synchronized with the RXV200 audio peripheral device.

3.9 Version 2.2.311

3.9.1 What's New

**Note:**

- Version 2.2.311 of RXV81 (bundled with RX-PAD) and RXV200 (bundled with RX-PAD) includes Microsoft Teams app (U2) version 2023062301. For a list of new features / resolved limitations in the app, go [here](#).
- Version 2.2.311 of RX-PANEL includes Microsoft Teams app U3. For a list of new features / resolved limitations in the app, go [here](#).
- To update to version 2.0.369 and later (2.2.x for example), the RXV81 must have version 1.18.361 or later. Devices with older versions can use 1.19.341 as an intermediate version and then proceed to 2.0.369 or later.

■ New Microsoft application versions:

- **[RXV81 bundled with RX-PAD | RXV200 bundled with RX-PAD]**
 - ◆ Microsoft Teams application **U2** version 2023062301. For the list of features/fixes added in this app, see [here](#).
 - ◆ Microsoft Intune Company Portal 5.0.5484.0
 - ◆ Admin Agent app 486

**Note:**

- MTRA = Microsoft Teams Room for Android
- 'MTRA' in this guide refers to both RXV81 | RXV200

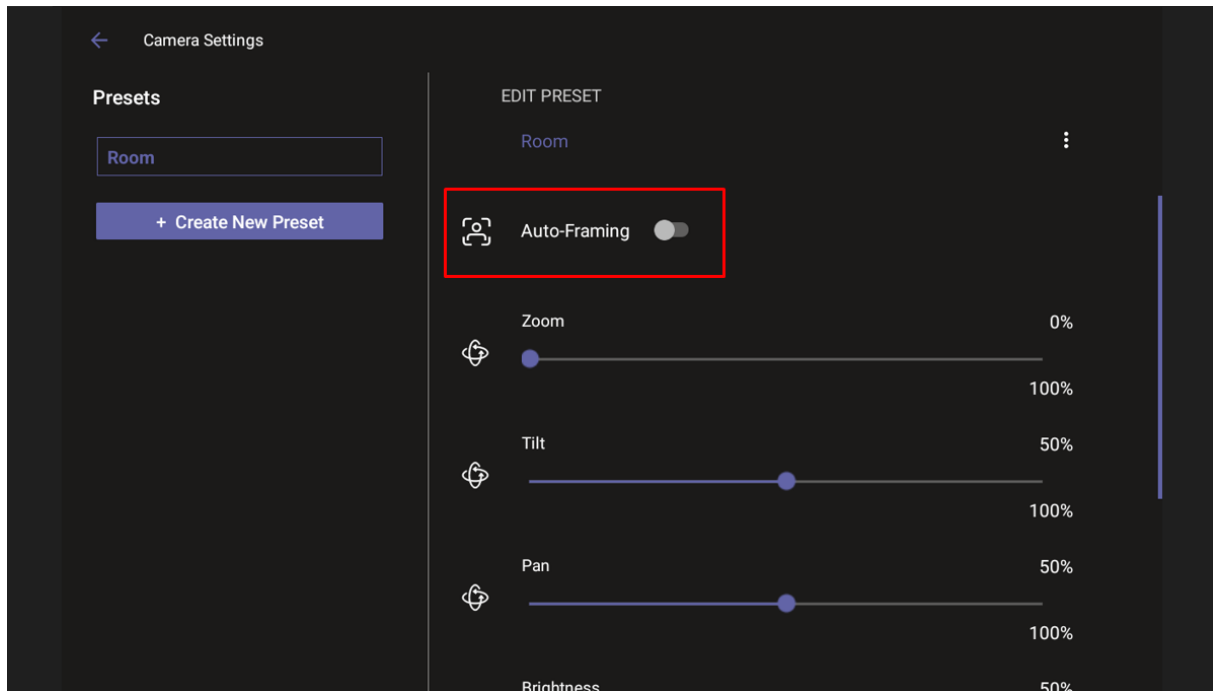
- **[RX-PANEL]**
 - ◆ Microsoft Teams application **U3**
 - ◆ Microsoft Intune Company Portal 5.0.5484.0
 - ◆ Admin Agent app 486
 - ◆ For more information, see [here](#).

■ Auto Framing support has been added to RXV81.

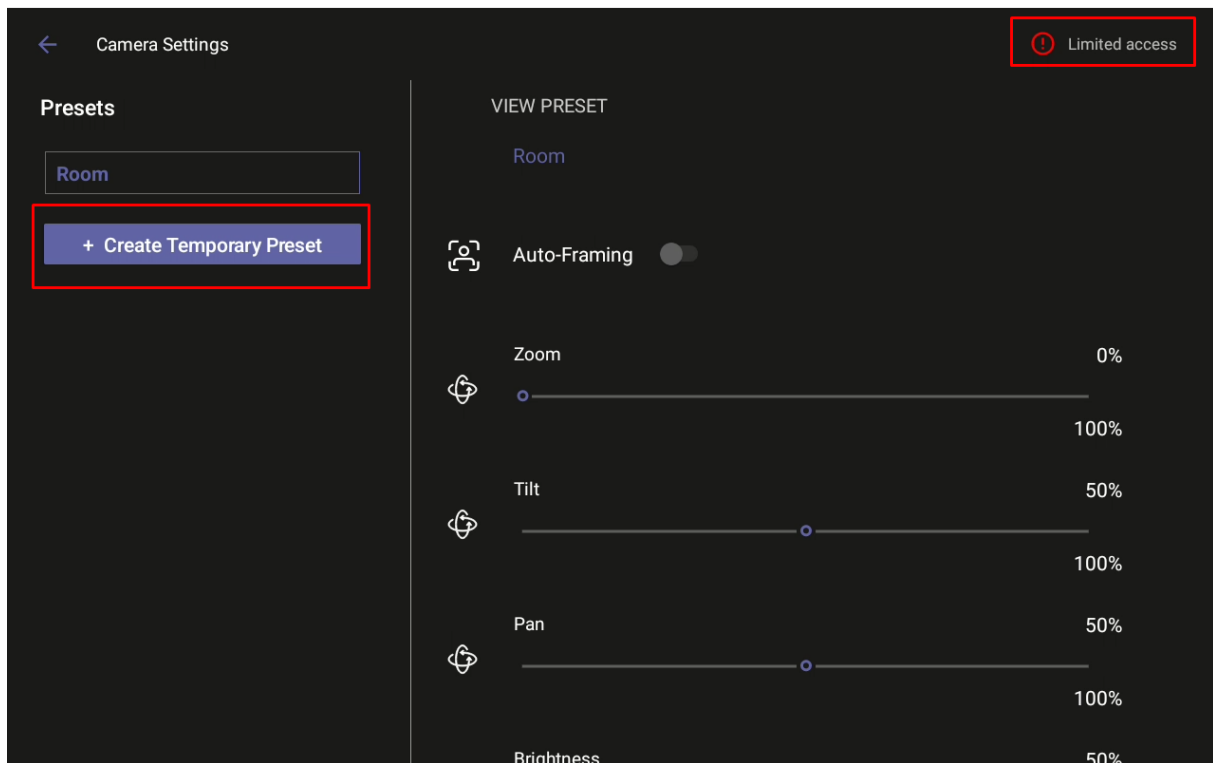
- An Auto-Framing switch was added to Camera Settings.
- In addition to RXV81, the feature is also available on RXVCam50L/M connected to RXV200.
- To enable Auto-Framing on the MTRA device paired with RX-PAD, the camera hard key is used to access the Camera Settings page. For RXV81 paired with the Remote Controller unit (RCU), the Camera Settings page is accessed by long-pressing the RCU camera button.

**Note:**

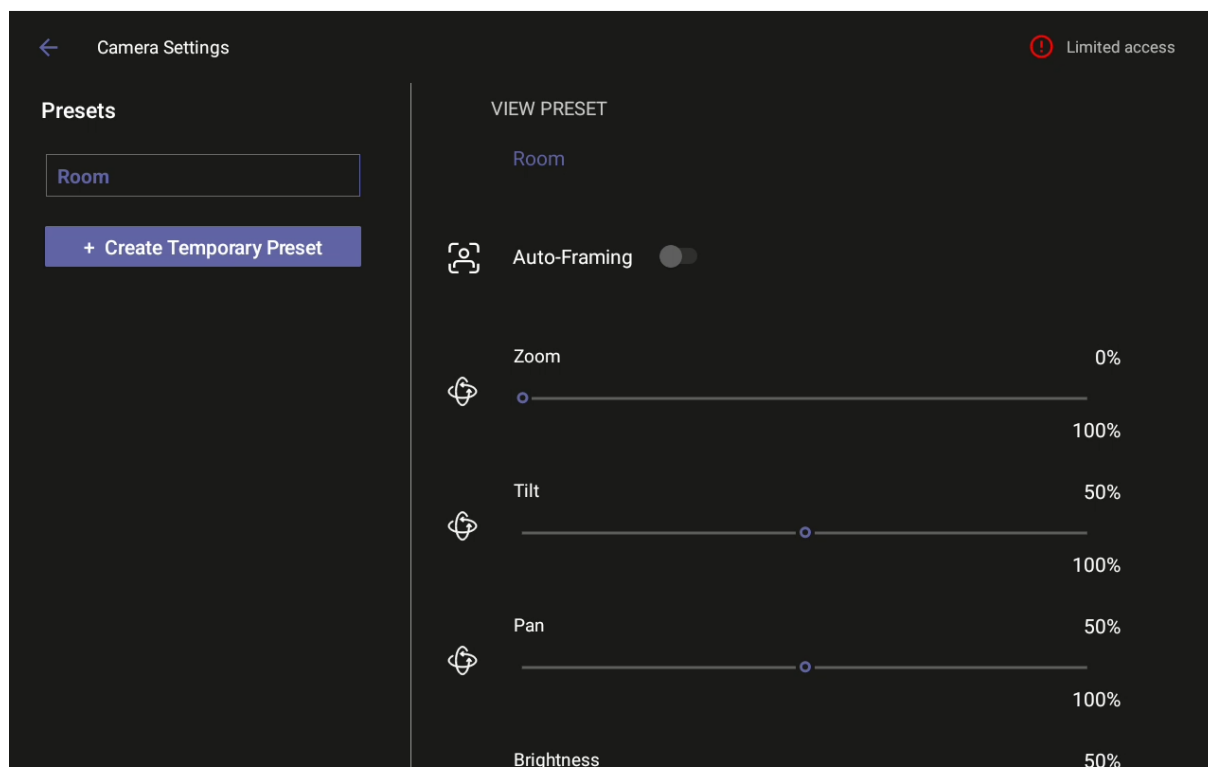
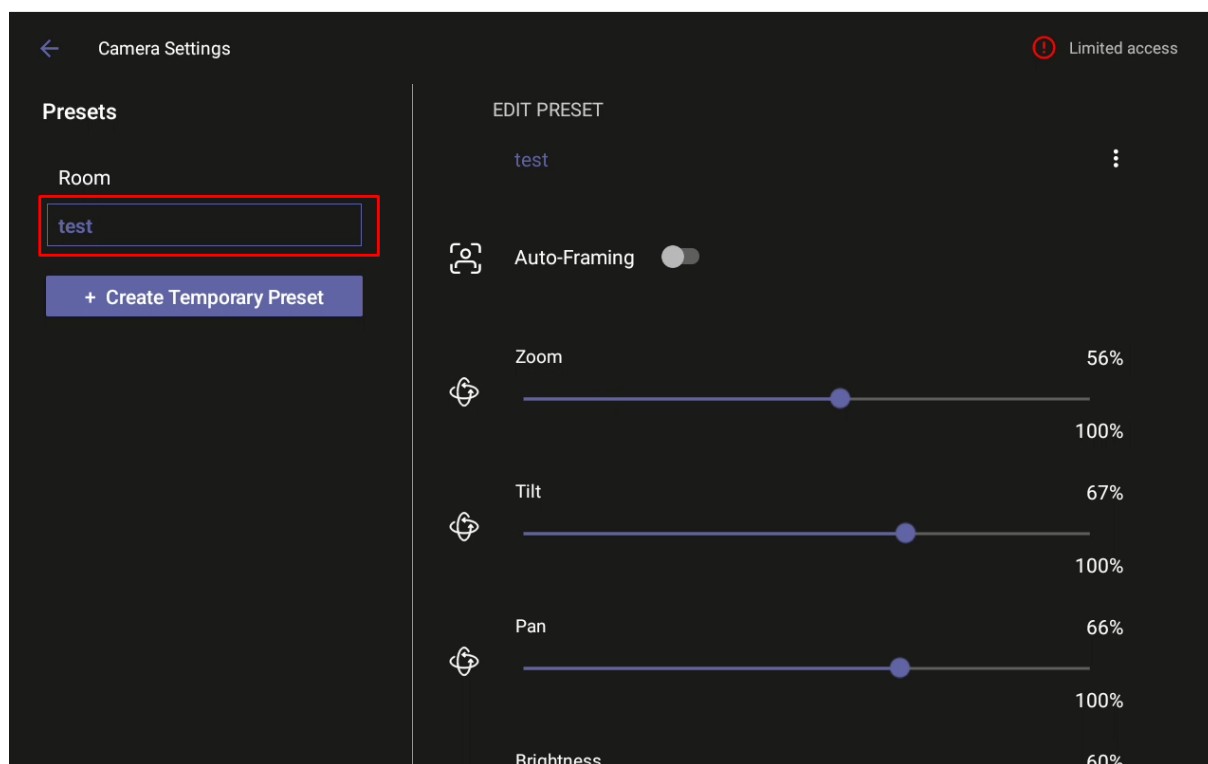
- Admin users can create a permanent camera settings preset including enable / disable of Auto Framing.
- End users can either select a preconfigured preset which includes enable / disable of Auto Framing or create a temporary preset *during a meeting* (which will be deleted at the end of the meeting) and can enable / disable Auto Framing.



- When Auto- Framing is enabled, PTZ (Pan Tilt Zoom) functions are disabled.
- **Camera Settings temporary presets for users without admin permissions:**
 - In the Camera Settings page, a user without administrator permissions can create temporary presets.

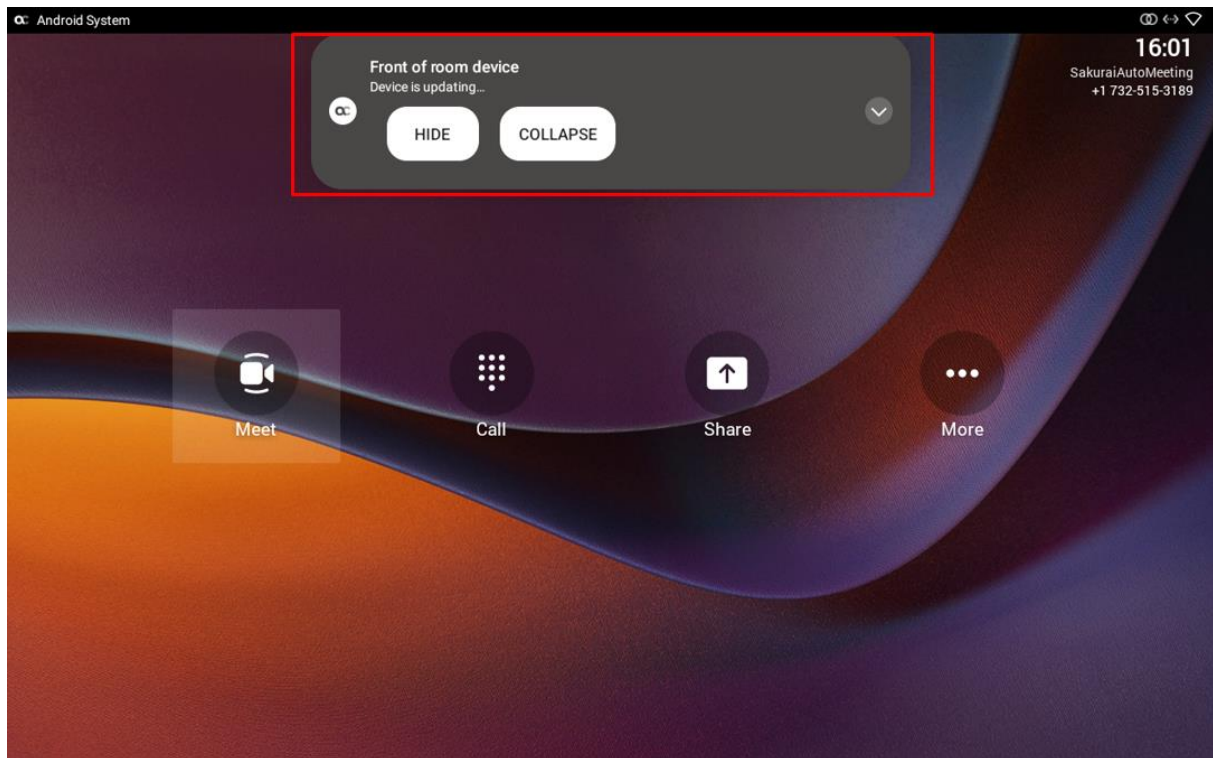


- If that user leaves the meeting, the temporary presets will be erased when they later reenter Camera Settings (or another user later enters); temporary presets are only for that meeting they were configured for; new presets can be configured for the new meeting.

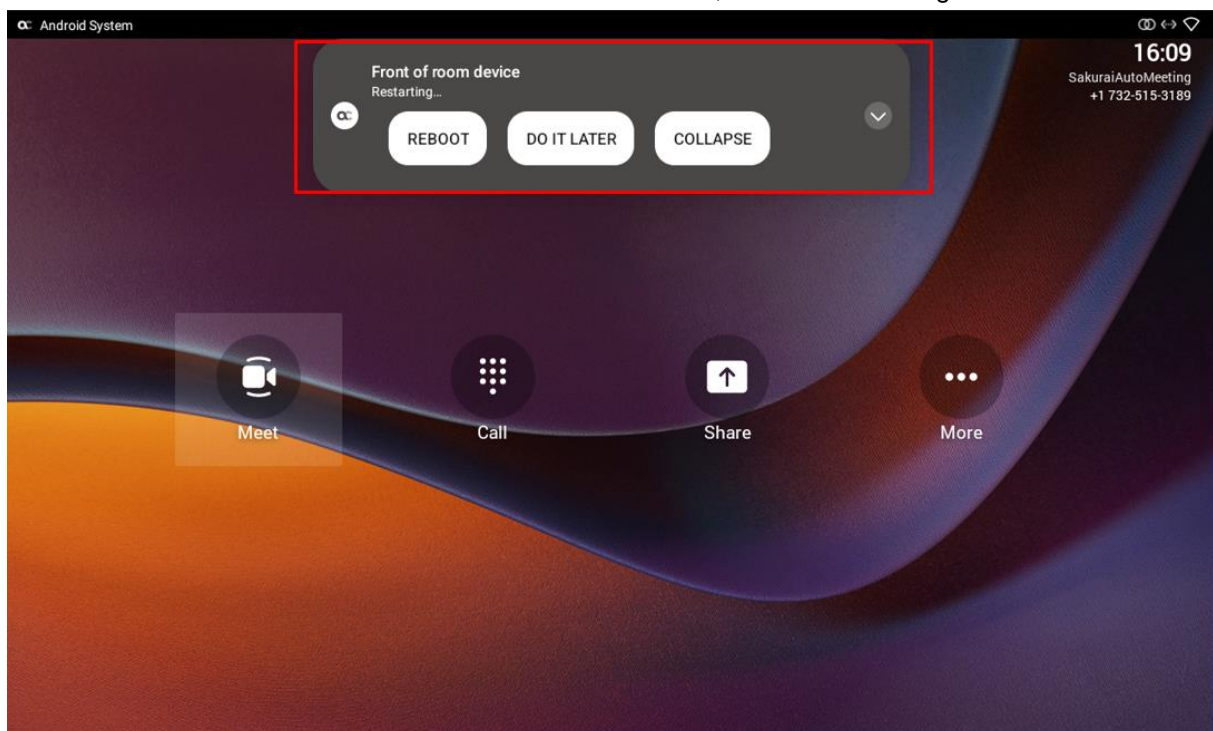


- **Enhanced message confirmation for MTRA devices.** Version 2.2.311 introduces enhancements improving user interaction. Pop-up messages displayed on the MTRA device are seamlessly mirrored in the bundled RX-PAD. When a message pops up in the MTRA GUI, the same is displayed in RX-PAD. The enhancement streamlines user experience, allowing users to conveniently confirm messages directly from RX-PAD and manage notifications intuitively and efficiently.

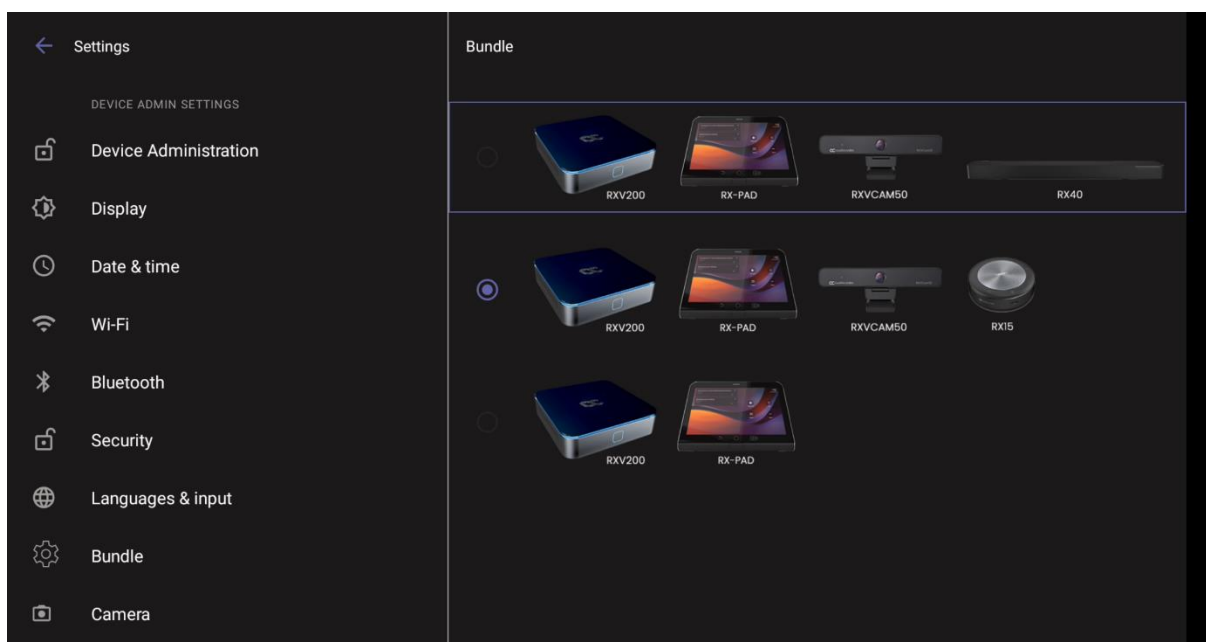
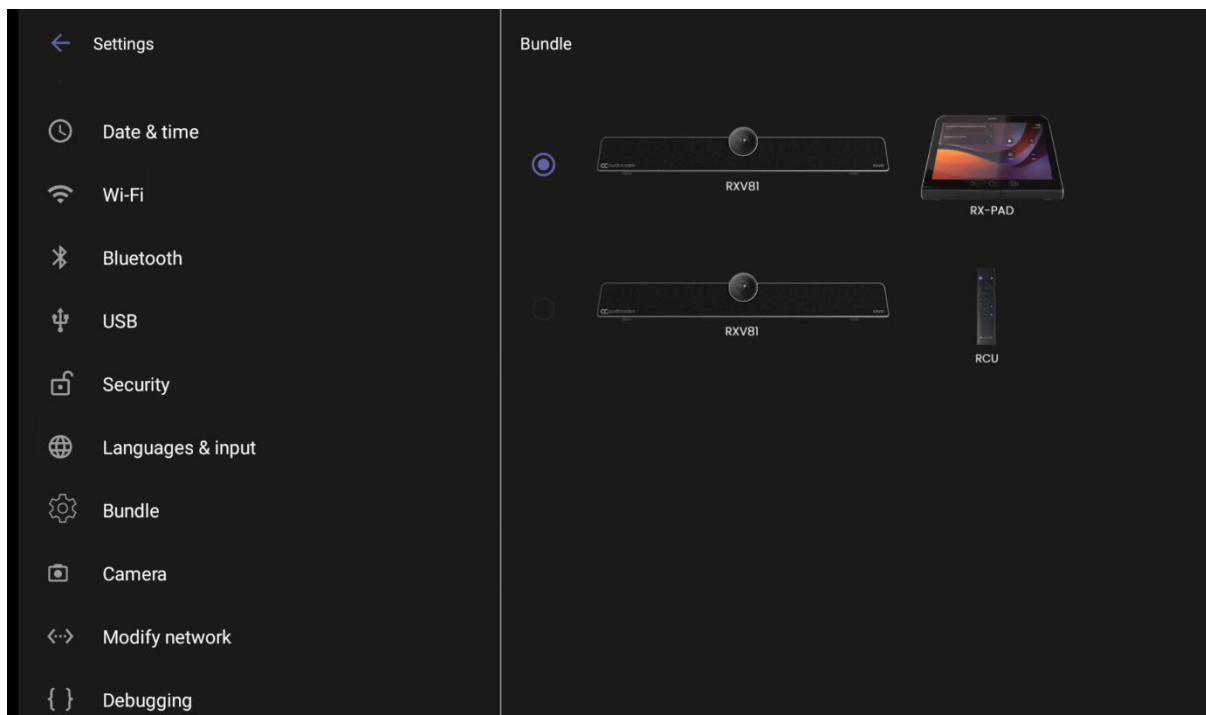
- The figure below shows message **Device is updating...** on RX-PAD.



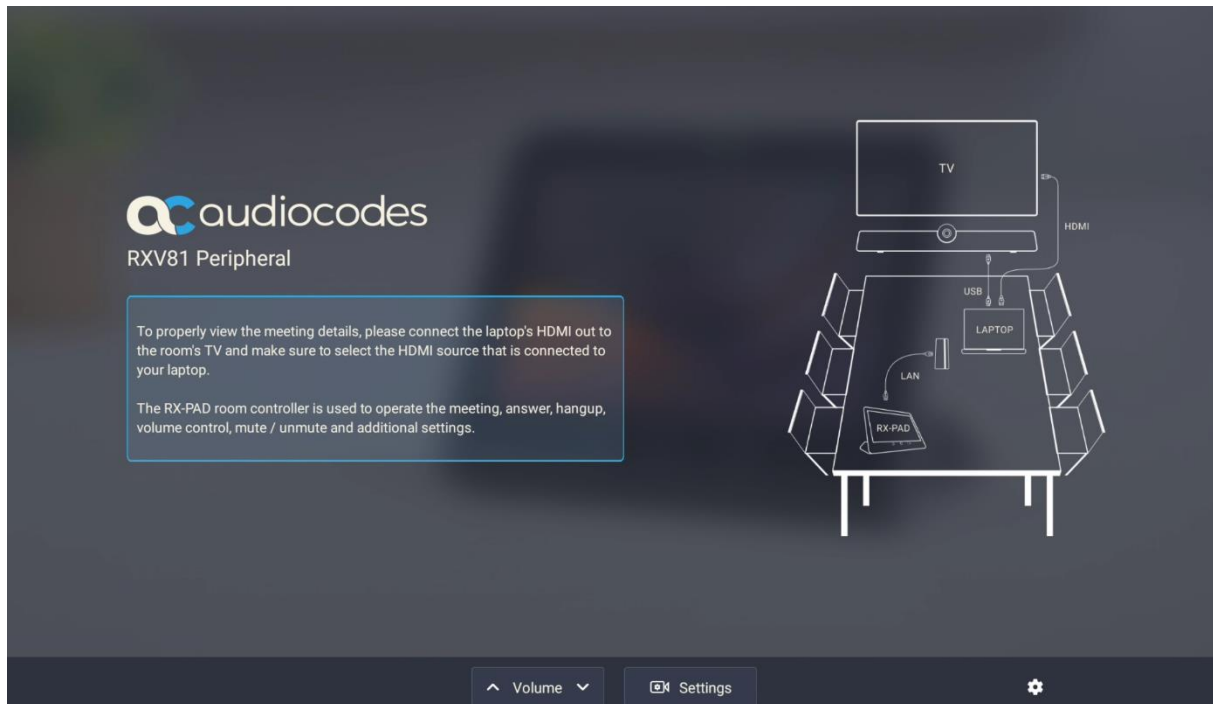
- If the alert is an action, you can perform the action using RX-PAD, for example, REBOOT / DO IT LATER / COLLAPSE, as shown in the figure below.



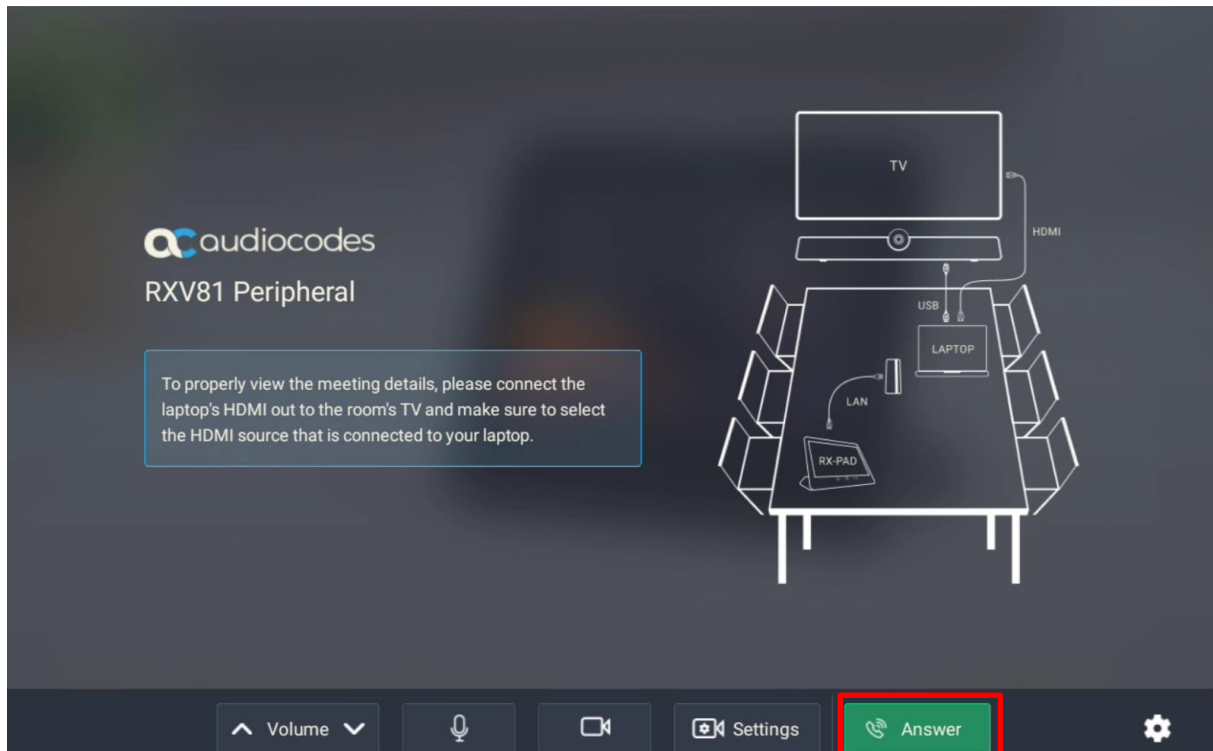
- Admins can **configure an MTRA bundle** in the MTRA device's GUI. Admins can navigate to the setting using RX-PAD Keypad app that controls the MTRA. Admins must be logged in in order to access the Bundle page. The figures below respectively show the RXV81 and RXV200 Bundle pages.



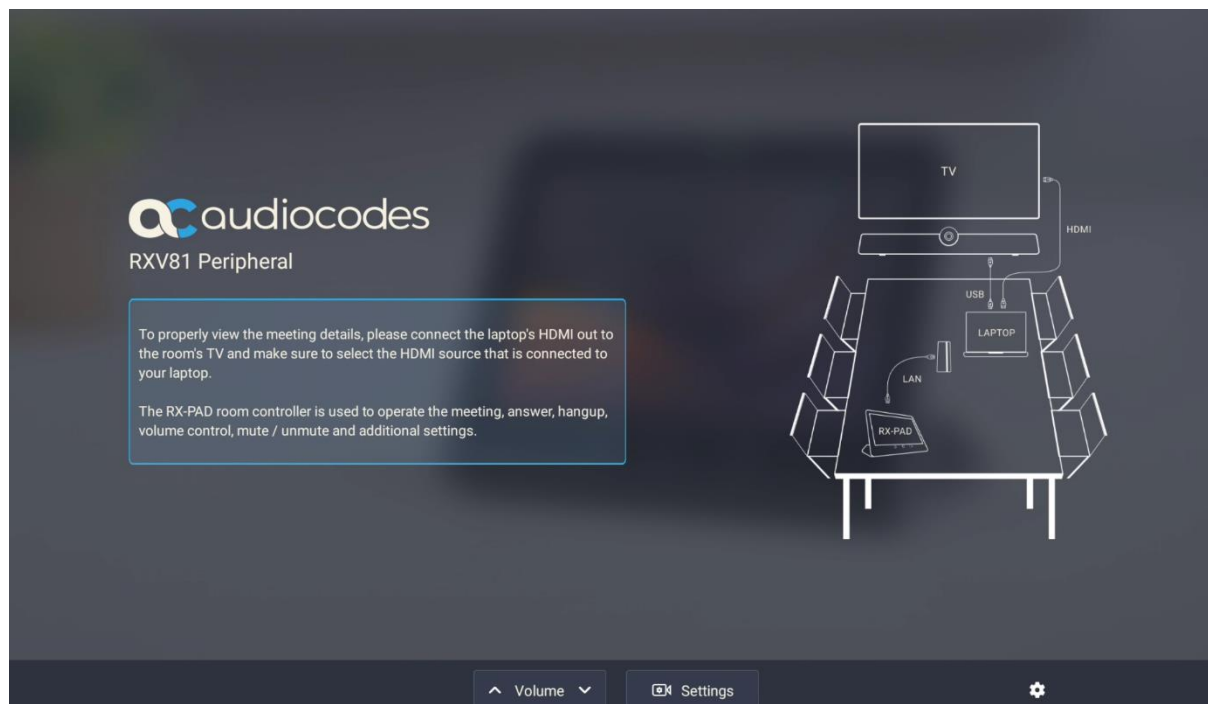
- **RXV81 and RX-PAD support ad hoc peripheral mode. In addition, substantial improvements were made to the user interface of RXV81 when it is bundled with the Remote Control Unit (RCU).**
 - When RXV81 is connected via USB to a PC/laptop, it automatically moves to ad hoc peripheral mode and the following is displayed on RX-PAD:



When a call comes in, RX-PAD displays the incoming call's functions as follows:



RXV81 displays peripheral ad hoc mode as follows:



- The RXV81 GUI displaying ad hoc peripheral mode for **RXV81 bundled with the Remote Controller** unit (RCU) has been improved:



Ad hoc peripheral mode is a versatile feature designed to enhance RXV81 functionality. The mode enables seamless integration of RXV81 with a PC/laptop by utilizing RXV81's audio and camera capabilities as primary audio and camera sources for the PC/laptop.

- A new option was added to the **RXV200 for audio content to be shared when connecting a PC/laptop to the HDMI In of the RXV200.**
- Version 2.2.311 of RXV200 includes a firmware update for older firmware on RXVcam50 and RX15 connected to it as peripheral devices. The peripheral firmware updates are automatically implemented when these peripherals are connected and detected as older than the existing firmware.
- An enhanced bug report is now available for more efficient debugging. More information such as pack up time, ps, top, meminfo and df commands (information about file system disk space usage) have been added to the report.

3.10 Resolved Limitations in Version 2.2.311



Note:

- Applies only to RXV81 and RX-PAD which were released before version 2.2.311.
- Not applicable to RXV200, RX-PAD and RX-PANEL as this is their first version release.

3.10.1 Device

Table 3-25: Resolved Device Limitations

Incident	Description
IPPAN-10767	On some occasions, RX-PAD skips the language selection that is part of the initial setup wizard. As a result, pairing with the MTRA device fails.
IPPAN-10641	The device does not publish the location via LLDP packets after restoring to default.
IPPAN-10652	VLAN discovery mode is set by mistake to LLDP+CDP when disabling LLDP via configuration.
IPPAN-9780	After updating the configuration with a PIN lock using TAC, OVOC or Device Manager, the device applies the lock but the lock is also applied to the MTRA device; it shouldn't be.
IPPAN-9762	[RXV81] There's an audio quality issue: The surrounding noise is too loud and interferes with the audio quality experienced by the remote party listeners.
IPPAN-9882	[RXV81 Wi-Fi] Enabling Wi-Fi is sometimes unsuccessful.
IPPAN-10550	[RXV81 Ad hoc peripherals] The Remote Controller sometimes doesn't respond.
IPPAN-10286	[RXV81] Setting the ringer volume from RX-PAD can cause non-stop ringing on RXV81.
IPPAN-10284	[RX-PAD] Some power supplies connected to RX-PAD can cause the touch feature to function poorly.
IPPAN-9281	[RX-PAD] The 'Enter' key on the RX-PAD Remote Keyboard doesn't function when trying to log in with Device Administration on RXV81.

3.10.2 Teams Application

Table 3-26: Resolved Teams Limitations

Incident	Description
IPPAN-8822	[RXV81↔RX-PAD] When a meeting starts, the RX-PAD camera icon is shown as disabled while it is actually enabled. After 15-20 minutes, the icon starts showing the correct status.

3.10.3 Known Limitations in Version 2.2.311

3.10.3.1 Teams Application

Here are the known Teams application limitations in Version 2.2.311

Table 3-27: Known Teams Application Limitations in Version 2.2.311

Incident	Description
IPPAN-5082	When using right-to-left languages (Hebrew, for example), the soft dial pad and displayed dial string are reverted.
IPPAN-2510	An incorrect date format is displayed when the current language is Simple Chinese.
-	In some cases, signing in as user B after the device was used by user A does not proceed flawlessly. Restore to default is consequently recommended after signing out.
IPPAN-10817	[MTR on Android] There is no video in third-party Webex meetings.
IPPAN-10643	[RX-PAD] There's a delay on RX-PAD when you answer a call. It's immediately displayed on the monitor but on RX-PAD the answering and call menus are still displayed after two to four seconds.

3.10.3.2 Device

Here are the known device limitations in Version 2.2.311.

Table 3-28: Known Device Limitations in Version 2.2.311

Incident	Description
IPPAN-10679	When updating the device from Microsoft TAC, there is no download progress bar pop-up indication; the indication is presented when the device update starts. The issue has been fixed and is set for the next version release.
IPPAN-10371	[RX-PAD] The camera doesn't resume the previous PTZ setting after enabling and disabling Auto-Framing from RX-PAD. The issue has been fixed and is set for the next version release.
IPPAN-10795	[RXV200] It's currently recommended to plug in the RXVCam50 before booting RXV200. The RXVCam50 might stop working when disconnecting and reconnecting it on the fly or if it is connected after the device is already booted up. If this occurs, reboot RXV200 to resolve the issue. The issue has been fixed and is set for the next version release.

Incident	Description
IPPAN-10853	[RXV200] If the RXVCam50 was connected while RXV200 was already turned on, the Auto Framing option might not function. The issue has been fixed and is set for the next version release.
IPPAN-9492	[RXV200] When both HDMI Out ports are connected, touching the screen doesn't function.
IPPAN-10549	[RXV81 ad hoc peripherals] On certain occasions, a single press of the volume keys (+ or -) may result in the volume changing by more than one increment. The issue has been fixed and is set for the next version release.
IPPAN-10638	[RXV81 ad hoc peripherals] On certain occasions, pressing the mute key to mute or unmute results in the 'mute' function not responding. The issue has been fixed and is set for the next version release.
IPPAN-10871	[RXV81 ad hoc peripherals] Editing a temporary preset via the Camera Settings page is not possible. The issue has been fixed and is set for the next version release.
IPPAN-10659	[RXV81 ad hoc peripherals] At times during conversations, RXV81 audio may experience occasional instability, leading to brief interruptions in voice communication with remote parties
IPPAN-10873	[RXV81 + RCU] On certain occasions, a 'Remote Control is not connected' popup is erroneously displayed, though the RCU functions well. The issue has been fixed and is set for the next version release.
IPPAN-10883	[RXV200 HDMI In] In HDMI In mode, the PC audio device is shown as Yamaha CS-800 (RXV200 chip vendor).
-	[RXV200 HDMI In] In HDMI In mode, the PC audio volume is not synchronized with the RXV200 audio peripheral device.

3.11 Version 2.0.369

[Relevant to RXV81 only]

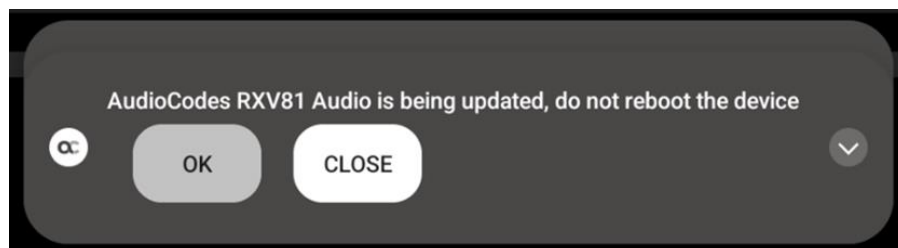
3.11.1 What's New



Note:

- Version 2.0.369 includes Microsoft Teams app version 2023062301.
- For a list of new features / resolved limitations in the app, go [here](#).
- To update to version 2.0.369, the RXV81 must have version 1.18.361 or later. Devices with older versions can use 1.19.341 as an intermediate version and then proceed to 2.0.369.

- **Admins can manually configure NTP.** Until this version release, NTP was provided via DHCP Option 42 or via time server URLs. With this new capability, the admin can set the NTP manually (or via provisioning).
- **New apps (on RXV81 and RX-PAD):**
 - New Microsoft Teams application: **U2**, 2023062301. For the list of features/fixes added in this app, see [Release Notes for Microsoft Teams Rooms - Microsoft Teams | Microsoft Learn](#).
 - Company Portal 5.0.5484.0
 - Admin Agent 463
- RXV81 displays a new warning message 'AudioCodes RXV81 Audio is being updated, do not reboot the device' which pops up immediately after firmware upgrade if it's necessary to update the Audio peripheral.



- The '**Camera**' hard key now allows a simple press to open 'Camera Settings'.
- Removed the option to lock Microsoft Teams Room devices in compliance with the Microsoft Teams Room for Android (MTRfA) specification.

3.12 Resolved Limitations in Version 2.0.369

3.12.1 Device

Table 3-29: Resolved Device Limitations

Incident	Description
IPPAN-9653	DHCP Option 12 (host name) isn't sent in DHCP discover.
IPPAN-9629	[RXV81] The green video and microphone icon is displayed in the RXV81 notification bar during a meeting.
IPPAN-9674	[RXV81] Audio and camera version information is sometimes displayed incorrectly in the device's user interface.
IPPAN-9644	[RXV81] The option to 'Disable Touch' mistakenly exists in the Microsoft Teams Room for Android device, in the 'Device Settings' menu (applies to devices without hard keys).
IPPAN-9433	[RXV81] The cursor disappears when trying to access the 'Device Administrator Settings'.
IPPAN-8115	[RX-PAD, RXV81] On some occasions, when booting a paired and signed-in RXV81, RX-PAD prompts to connect again to the RXV81.
IPPAN-9371	[RX-PAD, RXV81] When configuring a screensaver via RX-PAD, it does not reflect in the RXV81.
IPPAN-9366	[RX-PAD, RXV81] The 'Time Zone' setting via Microsoft TAC does not reflect in the RXV81.
IPPAN-9347	[RXV81] On some occasions, the device doesn't send an INIT to the Device Manager after a reboot.
IPPAN-9370	[RX-PAD] Touch navigation in the Device Settings page is not smooth.
IPPAN-9354	[RX-PAD, RXV81] On some occasions, the Bluetooth connection between RX-PAD and RXV81 disconnects, requiring re-pairing the devices.
IPPAN-9815	The mute LED does not switch off after restarting the Teams app from the Admin Debugging screen.
IPPAN-9693	Mexico 2023 time zone is updated and as a result, the device displays 1 hour ahead.
IPPAN-9564	[HTTP/S Proxy] The proxy is not working because the PAC file keeps being downloaded to the device.
IPPAN-9217	Setting the maximum transmission unit (MTU) via DHCP Option 26 does not work.
IPPAN-9872	Using DHCP Option 160, parameter 'dhcp/provision_url' can be set to a value of up to 91 characters. This might create an issue with connecting to Live Cloud via DHCP Option 160 as it sometimes requires a long URL name.
IPPAN-9326	On some occasions, while performing firmware upgrade via Microsoft TAC, the firmware download might take an excessive amount of time and the upgrade will result in failure in Microsoft TAC even though the upgrade ends successfully.
IPPAN-9242	[RXV81↔RX-PAD] The admin password pushed from Microsoft TAC is implemented only on the RXV81 and not on the paired RX-PAD.
IPPAN-9360	[RX-PAD] On some occasions, the Teams application does not load following 'Restore to default'. Workaround: Press the Teams icon from the AudioCodes application launcher. (The issue will be fixed in the upcoming version release).

Incident	Description
IPPAN-9310	[RX-PAD] Device Settings → Accessibility TalkBack doesn't function (will be fixed in the upcoming version release).
IPPAN-9372	[RX-PAD] The '=' key is not being recognized on the RXV81 when selected from the RX-PAD keyboard.
IPPAN-9374	[RX-PAD] A message stating that 'RXV81 is signed out' is mistakenly displayed for a while immediately after the RX-PAD reboot (while the RXV81 is correctly signed in).

3.13 Known Limitations in Version 2.0.369

3.13.1 Teams Application

Here are the known Teams application limitations in Version 2.0.369

Table 3-30: Known Teams Application Limitations in Version 2.0.369

Incident	Description
IPPAN-2270, IPPAN-4548	[RXV80, C450HD] The device sometimes displays a 'Poor internet connection' message in the main screen for a few seconds and then the message disappears.
IPPAN-5082	When using right-to-left languages (Hebrew, for example), the soft dial pad and displayed dial string are reverted.
IPPAN-2510	An incorrect date format is displayed when the current language is Simple Chinese.
-	In some cases, signing in as user B after the device was used by user A does not proceed flawlessly. Restore to default is consequently recommended after signing out.
IPPAN-8822	[RXV81↔RX-PAD] When a meeting starts, the RX-PAD camera icon is shown as disabled while it is actually enabled. After 15-20 minutes, the icon starts showing the correct status.
-	There is no video in third-party Webex Meeting.

3.13.2 Device

Here are the known device limitations in Version 2.0.369.

Table 3-31: Known Device Limitations in Version 2.0.369

Incident	Description
-	[Device Manager] Network administrators are recommended not to <i>provision</i> phones from both the Device Manager and the Microsoft admin portal, though they can <i>monitor</i> from both Device Manager and Microsoft admin portal at the same time.
IPPAN-3283	When using multiple users on a single phone (i.e., if user A signs out and then signs in with user B), AudioCodes' Device Manager may present the wrong username.
IPPAN-8959	[SCEP] The device is not getting a CA certificate from the NDES server. The issue will be fixed in the next version release.
IPPAN-8037	The device encounters sign-in issues when configured with 'Static IP' and 'LLDP'.
IPPAN-9363	[RXV81↔RX-PAD] In some cases, the 'volume' display on the RXV81 is not showing the correct value.

Incident	Description
IPPAN-9325	[RXV81↔RX-PAD] Device Settings > Screen timeout > 'Never' can't be synced from RX-PAD to RXV81.
IPPAN-8669	[RXV81] USB Ad-Hoc popup message is incorrectly displayed during a firmware update that involves an upgrade of the Audio module.

3.14 Version 2.0.300

3.14.1 What's New

**Note:**

- Version 2.0.300 includes Microsoft Teams app version 2023041207.
- For a list of new features / resolved limitations in the app, go [here](#).
- To update to version 2.0.300, the RXV81 must have version 1.18.361 or later. Devices with older versions can use 1.19.341 as an intermediate version and then proceed to 2.0.300.

- RXV81 version 2.0.300 supports AudioCodes' **RX-PAD Meeting Room Controller**, a center-of-room intelligent touch controller that provides access to the RXV-81 Meeting Room.

**Note:**

- Only applies to users who acquire the RXV81 bundle **TEAMS-RXV81-B10**.
- Optionally replaces the RC available in the RXV81 bundle **TEAMS-RXV81**.
- See details about the RXV81 bundles [here](#).

RX-PAD enables capabilities such as one-click collaboration initiation with an integrated calendar, content sharing and camera adjustments, and more.

Requiring only a PoE cable for quick installation, RX-PAD leverages plug-and-play simplicity to provide a familiar Microsoft Teams meeting experience.

- See [here](#) for the Overview on AudioCodes' website.
- See [here](#) for the Datasheet on AudioCodes' website.
- See the [RX-PAD Meeting Room Controller Pairing Guide](#) for information about how to pair the controller with the RXV81.



The table below explains how RX-PAD is used. Use it as reference to the figure above.

Table 3-32: RX-PAD Interface Description

L-R	Description
1	'Back' button; press to return to the screen previously accessed.
2	Press to return to the home screen from any screen. Long-press to open the device's 'Settings' screen.
3	Press to access Camera Settings.
4	Press to open administrator-related menus, including 'Settings'.
5	One-click to join with an integrated calendar for quick and rapid collaboration initiation.
6	Human proximity motion sensor concealed under the plastic that 'activates' the display screen from screensaver mode if the user nears the sensor's location, triggering automatic lighting to greet the user.
7	LED indications: <ul style="list-style-type: none"> ▪ If illuminated red (constantly, without flashing), it indicates 'No network'. ▪ Flashing red indicates a system alert, for example, when a user tries to charge via the device's USB port. ▪ Flashing yellow indicates that the device is in the process of a software upgrade.

The table below shows RX-PAD specifications.

Table 3-33: RX-PAD Specifications

Feature	Specification
Display	Landscape Touch 8" LCD (1280 x 800 resolution)
Device interfaces	<ul style="list-style-type: none"> Ethernet: 10/100/1000 Mbps (RJ-45) network interface (PoE) Wi-Fi (dual band support) Bluetooth 5.0 12V/3A DC power input Proximity Sensor (see the previous table for a description)
Network provisioning	<ul style="list-style-type: none"> TCP/IP (IPv4), DHCP/ static IP; Time and date synchronization via SNTP; VLAN support; QoS support: IEEE 802.1p/Q tagging (VLAN) Layer 3 TOS and DSCP RTCP support: (RFC 1889) IP address configuration: TCP/IP (Ipv4), DHCP/static IP Time and date synchronization: SNTP
OS	Android 12
UC platform support highlights	<ul style="list-style-type: none"> Intuitive meeting experience with calendar integration and click-to-join meetings or proximity join experience Easy-to-use touch controller for meeting management

3.14.1.1 Resolved Limitations in Version 2.0.300

3.14.1.1.1 Device

Table 3-34: Resolved Device Limitations

Incident	Description
IPPAN-8960	[SCEP] The device obtains device.crt whose signature algorithm is sha256 from the NDES server and cannot successfully authenticate 802.1x TLS. The issue will be fixed in the next version release.
DWC-980	The device may send a false alarm for CA Certificate provisioning with Response Code 600 to the Device Manager.
IPPAN-8965	The RXV81 cannot detect the USB 3.0 Flash Drive for recovery or for touch screen purposes.
IPPAN-9109	On some occasions, the device returns a successful result for a firmware update that somehow stops in the middle due to a cURL failure.

3.14.1.2 Known Limitations in Version 2.0.300

3.14.1.2.1 Teams Application

Here are the known Teams application limitations in Version 2.0.300

Table 3-35: Known Teams Application Limitations in Version 2.0.300

Incident	Description
IPPAN-2270, IPPAN-4548	[RXV80, C450HD] The device sometimes displays a 'Poor internet connection' message in the main screen for a few seconds and then the message disappears.

Incident	Description
IPPAN-5082	When using right-to-left languages (Hebrew, for example), the soft dial pad and displayed dial string are reverted.
IPPAN-2510	An incorrect date format is displayed when the current language is Simple Chinese.
-	In some cases, signing in as user B after the device was used by user A does not proceed flawlessly. Restore to default is consequently recommended after signing out.
IPPAN-8115	[RXV81↔RX-PAD] After rebooting signed-in and paired devices, Teams pairing is sometimes lost and a request to connect to RXV81 appears on RX-PAD.
IPPAN-8822	[RXV81↔RX-PAD] When a meeting starts, the RX-PAD camera icon is shown as disabled while it is actually enabled. After 15-20 minutes, the icon starts showing the correct status.
-	There is no video in third-party Webex Meeting.

3.14.1.2.2 Device

Here are the known device limitations in Version 2.0.300.

Table 3-36: Known Device Limitations in Version 2.0.300

Incident	Description
-	[Device Manager] Network administrators are recommended not to <i>provision</i> phones from both the Device Manager and the Microsoft admin portal, though they can <i>monitor</i> from both Device Manager and Microsoft admin portal at the same time.
IPPAN-3283	When using multiple users on a single phone (i.e., if user A signs out and then signs in with user B), AudioCodes' Device Manager may present the wrong username.
IPPAN-8959	[SCEP] The device is not getting a CA certificate from the NDES server. The issue will be fixed in the next version release.
IPPAN-8037	The device encounters sign-in issues when configured with 'Static IP' and 'LLDP'.
IPPAN-9326	On some occasions, while performing firmware upgrade via Microsoft TAC, the firmware download might take an excessive amount of time and the upgrade will result in failure in Microsoft TAC even though the upgrade ends successfully.
IPPAN-9354	[RXV81↔RX-PAD] On some occasions, the Teams pairing is lost and the user needs to re-pair the devices (will be fixed in the upcoming version release).
IPPAN-9367	[RXV81↔RX-PAD] The 'Camera' hard key requires a long press to open 'Camera Settings'. It should be a simple press (will be fixed in the upcoming version release).
IPPAN-9242	[RXV81↔RX-PAD] The admin password pushed from Microsoft TAC is implemented only on the RXV81 and not on the paired RX-PAD.
IPPAN-9363	[RXV81↔RX-PAD] In some cases, the 'volume' display on the RXV81 is not showing the correct value.
IPPAN-9325	[RXV81↔RX-PAD] Device Settings > Screen timeout > 'Never' can't be synced from the RX-PAD to the RXV81.
IPPAN-9347	[RXV81] The device sometimes doesn't send an INIT command to the OVOC Device Manager after rebooting (will be fixed in the upcoming version release).
IPPAN-8669	[RXV81] USB Ad-Hoc popup message is incorrectly displayed during a firmware update that involves an upgrade of the Audio module.

Incident	Description
IPPAN-9370	[RX-PAD] Sometimes, touch navigation in the RX-PAD's 'Device Settings' is not smooth (will be fixed in the upcoming version release).
IPPAN-9360	[RX-PAD] On some occasions, the Teams application does not load following 'Restore to default'. Workaround: Press the Teams icon from the AudioCodes application launcher. (The issue will be fixed in the upcoming version release).
IPPAN-9310	[RX-PAD] Device Settings → Accessibility TalkBack doesn't function (will be fixed in the upcoming version release).
IPPAN-9372	[RX-PAD] The '=' key is not being recognized on the RXV81 when selected from the RX-PAD keyboard.
IPPAN-9374	[RX-PAD] A message stating that 'RXV81 is signed out' is mistakenly displayed for a while immediately after the RX-PAD reboot (while the RXV81 is correctly signed in).
IPPAN-9217	Setting MTU (maximum transmission unit) via DHCP Option 26 does not work.

3.15 Version 2.0.264

3.15.1 What's New



Note:

- Version 2.0 includes Microsoft Teams Version 2022120503.
- To update to version 2.0, the RXV81 must have version 1.18.361 or later. Devices with older versions can use 1.19.341 as an intermediate version and then proceed to 2.0.

- Microsoft Teams app 2022120503. For the list of new features / resolved limitations in the app, go [here](#).



Note:

- Microsoft has meanwhile released a newer app, 2023031201, which will be part of the next RXV81 Meeting Room version release. It can be installed via Microsoft TAC and AudioCodes Device Manager for now.
- For a list of new features / resolved limitations in the newer app, go [here](#).

- Version 2.0 is based on Android OS12
- Improved video and audio performance
- Device Manager displays an alarm if the Display port (TV) is not connected.
- The built-in versions of the RXV81 camera and speaker are reported in the device's user interface and in the Device Manager's 'Show Info' tab.
- Device settings have been updated. **The settings of 'Personal account' and 'Shared account' are now aligned.**

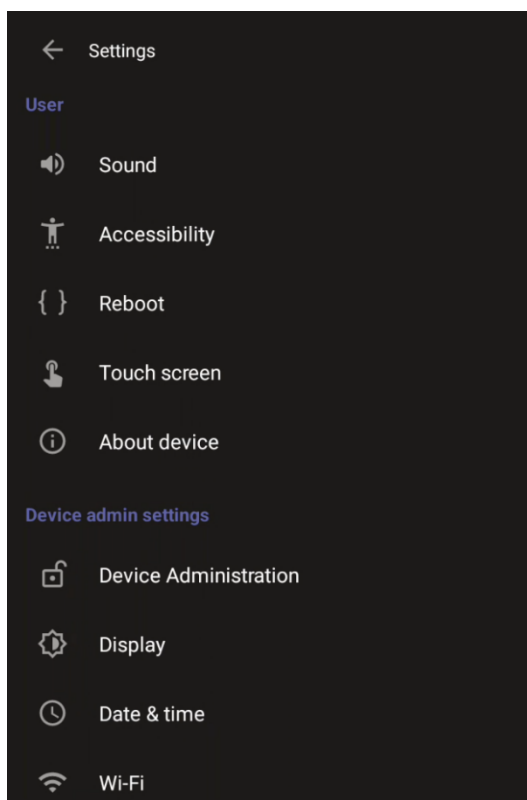
If the user signs in to the device with a 'Personal account', they'll view, for example, the 'Language' setting under 'User' settings. If the user signs in with a 'Shared account', however, they'll view the 'Language' setting under 'Device admin settings'.

The table below shows 'Language' and 'Date/Time Format' settings as examples.

Table 3-37: Examples of Settings across 'Personal account' and 'Shared account'

Setting	Viewed under
Language	Personal account: User settings Shared account: Device admin settings
Date/Time Format	Personal account: User settings Shared account: Device admin settings

The figure below shows some settings distributed under 'User' and 'Device admin settings' after signing in with a 'Shared account'.



- **Version 2.0 supports Live Teams Cloud deployments.** It's mandatory for devices managed by Device Manager Live Teams Cloud (OVOC Version 8.2.1000_FIX1) to use this version.

3.16 Version 1.19.341

3.16.1 What's New



Note:

- Version 1.19.341 includes Microsoft Teams Version 2022090606.
- See [here](#) the list of Microsoft Teams features supported by the RXV81.
- See [here](#) the list of device features.
- RXV81 Android MTR is currently in a certification process, planned to be fully Microsoft Teams certified in Q1-2023.

■ **Using the RXV81 MTR on Android Video Collaboration Bar as an ad hoc peripheral** - the device can be used in ad hoc peripheral mode.

- Newly supported **Remote Control (RC) actions** that participants can perform during a video call / meeting when using the device with the ad hoc USB A/V peripheral:
 - ◆ Volume
 - ◆ Mute
 - ◆ Camera on/off
- When the device is in ad-hoc peripheral mode, it automatically detects the mode when the user connects a USB cable from their BYOD compute, and pops up this message to the user:

In addition to the USB cable already connected to your laptop, please connect your laptop to the TV using the HDMI cable to properly view meeting details and content sharing.

On your TV, make sure to select the HDMI source that is connected to your laptop.

Note that you can still use your RXV81 Remote Control to increase or decrease volume, mute or unmute audio, and switch the camera on or off.

■ **For RXV81, the VLAN configuration is now by default data VLAN** rather than voice VLAN, in compliance with the requirement specified [here](#) for the device not to advertise itself as a voice device.

The VLAN configuration has consequently been updated. The default CDP/LLDP configuration has been changed to data VLAN.

■ The device now supports a **strong password check** in order to log in as Administrator. The feature strengthens security.

Note that the default password:

- Must be changed before accessing the device via SSH.
- Can be changed per device in the user interface (the user first enters the default password and is then prompted to modify it to a more complete password), or via bulk configuration of multiple devices using Microsoft's TAC or AudioCodes' Device Manager.

Criteria required for a strong password are provided. The password must:

- be greater than or equal to 8 characters in length
- contain one or more uppercase characters
- contain one or more lowercase characters
- contain one or more numeric values

- contain one or more special characters

- [Feature in preview] The RXV81 now supports **certificate enrollment using Simple Certificate Enrollment Protocol (SCEP)** using Microsoft's Network Device Enrollment Service (NDES) server, thereby allowing device certificates and CA certificate provisioning to be scaled to multiple devices.

After devices are provisioned with a SCEP-related configuration, they receive a CA certificate from the NDES, issue a Certificate Signing Request (CSR) to the NDES and receive a device certificate signed by the CA certificate (the one that the device received from NDES).

Network administrators must configure the following three parameters:

- security/SCEPEnroll/ca_fingerprint
- security/SCEPEnroll/password_challenge
- security/SCEPServerURL

See the table in the *RXV81 MTR on Android Video Collaboration Bar User's and Administrator's Manual* for SCEP parameter descriptions.

- **Device certificates can be provisioned in .pfx format** (combining .crt and key). The following parameter values can consequently be configured in the devices' Configuration File:

- /security/device_certificate_url = <url>/certificate.pfx
- /security/device_private_key_url = NULL
- security/device_certificate/password=<pfx password>

The feature is also supported by AudioCodes' Android Phone Utility (see [here](#) for more information).

- Network administrators can now **configure Wi-Fi settings via the Configuration File**. The Wi-Fi settings application on the device and the Configuration Database are synchronized.
- In previous versions, if network VLAN mode '/network/lan/vlan/mode' was set to LLDP, the device retrieved the VLAN and LLDP switch (for location purposes) from LLDP. Now, LLDP switch information (for location purposes) is retrieved when parameter network/lan/lldp/enabled=1 (even when VLAN is retrieved from CDP or VLAN is disabled or VLAN is manual).
- AudioCodes' *Android Phone Utility* management application has been updated to version 1.1.30, including a name change (it was previously *Teams IP Phone Utility*). Updates include:
 - Updated certificate loading mechanism: It's now performed using HTTP; it was previously performed using SCP. The HTTP port is 8000. Network administrators must make sure the port is not blocked by the organization's firewall.
 - New support for **device certificates to be provisioned in .pfx format** (combining .crt and key) (see also [here](#)).



The screenshot shows a user interface with three input fields. The first field is labeled 'Device pfx (*.pfx)', the second is labeled 'PWD', and the third is a 'Browse' button. The fields are arranged horizontally.

3.16.1.1 Resolved Limitations in Version 1.19.341

3.16.1.1.1 Device



Note: The Teams application version in this release is 2022090606.

Table 3-38: Resolved Device Limitations

Incident	Description
IPPAN-7336	The user is not able to access the Company Portal permission screen after a Restore Defaults and while trying to sign into the device. This is due to missing Application Admin privileges.
IPPAN-6528	Provisioned CAs are not used when 'Use system certificates' is chosen.
IPPAN-7300	Language & Input > Voice input key does not work when the toggle button is enabled.
IPPAN-7179	The 'Page soft key back button' option is not present in the 'Pico TTS page' settings.
IPPAN-6134	The 'back' arrow is missing in Japanese IME keyboard settings.
IPPAN-6831	The 'Time' parameter in Device Settings > Power saving mode is displayed in 24-hour format even when 'Time Format' is set to 12-hour.
IPPAN-6285	When using Japanese language, the "." (period) does not function.
IPPAN-6954	After a new device certificate has been provisioned (replacing the factory certificate), it cannot be seen in the device screen so the user cannot select it.
IPPAN-7927	[HTTPS Proxy] On some occasions, when the phone gets its configuration from the Device Manager, the proxy configuration gets deleted. As a result, the device becomes unusable; users aren't able to make or receive calls and the device is displayed as 'offline' in the TAC.
IPPAN-7583	[HTTP Proxy] HTTP Proxy isn't accepted when entered using the device's user interface; there was no support for using * as Wildcard and using the URL as domain name in addition to the IP address.
IPPAN-7122	[RXV81] The user is able to navigate to the 'Device storage' page.
IPPAN-7052	Sometimes, the device displays the message 'Settings isn't responding' after pressing the 'Camera Reset' button.
IPPAN-6874	When using a language other than the default language and trying to use the Camera Settings to change the PTZ, the RXV81 quits the Camera Settings page.
IPPAN-7076	On some occasions, when using the Camera Settings PTZ +/- keys, the Camera Settings view disappears, and the volume appears instead.
-	The remote controller does not function when the RXV81 is in ad hoc peripheral mode. It will be supported as part of the next release of the RXV81.

3.16.1.2 Known Limitations in Version 1.19.341

3.16.1.2.1 Teams Application

Here are the known Teams application limitations in Version 1.19.341.

Table 3-39: Known Teams Application Limitations in Version 1.19.341

Incident	Description
-	-

3.16.1.2.2 Device

Here are the known device limitations in Version 1.19.341.

Table 3-40: Known Device Limitations in Version 1.19.341

Incident	Description
-	[Device Manager] Administrators are recommended not to <i>provision</i> devices from both the Device Manager and the Microsoft Admin Portal. <i>Monitoring</i> from both Device Manager and the Microsoft Admin Portal at the same time is not an issue.

3.17 Version 1.18.349



Note: Version 1.18.349 is the first release of the RXV81.

3.17.1 What's New



Note:

- Version 1.18.349 includes Microsoft Teams Version 2022072103/0721.
- See [here](#) the list of Microsoft Teams features supported by the RXV81.
- See [here](#) the list of device features.
- RXV81 Android MTR is currently in a certification process, planned to be fully Microsoft Teams certified in Q4-2022.

3.17.1.1 Resolved Limitations in Version 1.18.349

3.17.1.1.1 Device



Note:

- Version 1.18.349 is the first release of the RXV81.
- The Teams application version in this release is 2022072103.

Table 3-41: Resolved Device Limitations

Incident	Description
N/A	N/A

3.17.1.2 Known Limitations in Version 1.18.349

3.17.1.2.1 Teams Application

Here are the known Teams application limitations in Version 1.18.349.

Table 3-42: Known Teams Application Limitations in Version 1.18.349

Incident	Description
-	-

3.17.1.2.2 Device

Here are the known device limitations in Version 1.18.349.

Table 3-43: Known Device Limitations in Version 1.18.349

Incident	Description
IPPAN-7052	Sometimes, the device displays the message 'Settings isn't responding' after pressing the 'Camera Reset' button.
IPPAN-6874	When using a language other than the default language and trying to use the Camera Settings to change the PTZ, the RXV81 quits the Camera Settings page.
IPPAN-7076	On some occasions, when using the Camera Settings PTZ +/- keys, the Camera Settings view disappears, and the volume appears instead.
-	The remote controller does not function when the RXV81 is in ad hoc peripheral mode. It will be supported as part of the next release of the RXV81.
-	[Device Manager] Administrators are recommended not to <i>provision</i> devices from both the Device Manager and the Microsoft Admin Portal. <i>Monitoring</i> from both Device Manager and the Microsoft Admin Portal at the same time is not an issue.

International Headquarters

6 Ofra Haza Street
Naimi Park
Or Yehuda, 6032303, Israel
Tel: +972-3-976-4000
Fax: +972-3-976-4040

AudioCodes Inc.

80 Kingsbridge Rd.,
Piscataway, NJ 08854, USA
Tel: +1-732-469-0880
Fax: +1-732-469-2298

Contact us: <https://www.audiocodes.com/corporate/offices-worldwide>

Website: <https://www.audiocodes.com/>

©2024 AudioCodes Ltd. All rights reserved. AudioCodes, AC, HD VoIP, HD VoIP Sounds Better, IPmedia, Mediant, MediaPack, What's Inside Matters, OSN, SmartTAP, User Management Pack, VMAS, VolPerfect, VolPerfectHD, Your Gateway To VoIP, 3GX, VocaNom, AudioCodes One Voice, AudioCodes Meeting Insights and AudioCodes Room Experience are trademarks or registered trademarks of AudioCodes Limited. All other products or trademarks are property of their respective owners. Product specifications are subject to change without notice.

Document #: LTRT-08652

